



Customer Service
PO Box 11813
Harrisburg, PA 17108-1813

SAN BERNARDINO COUNTY

ACCOUNT STATEMENT

For the Month Ending
December 31, 2022

Client Management Team

Kenneth Schiebel, CFA

Managing Director
213 Market Street
Harrisburg, PA 17101-2141
717-232-2723
schiebelk@pfmam.com

Danny A. Nelson

Director
800 Nicollet Mall, 4th Floor
Minneapolis, MN 55402
612-371-3747
nelsond@pfmam.com

Contents

Cover/Disclosures
Summary Statement
Individual Accounts

Accounts included in Statement

76990800 SAN BERNARDINO COUNTY

SAN BERNARDINO COUNTY
CARY RANDLES
1800 N. VALLEY MILLS DRIVE
1ST FLOOR
WACO, TX 76710-2557

Online Access <https://www.pfmam.com> **Customer Service** 1-717-232-2723

Important Disclosures

Important Disclosures

This statement is for general information purposes only and is not intended to provide specific advice or recommendations. PFM Asset Management LLC ("PFMAM") is an investment adviser registered with the U.S. Securities and Exchange Commission and a subsidiary of U.S. Bancorp Asset Management, Inc. ("USBAM"). USBAM is a subsidiary of U.S. Bank National Association ("U.S. Bank"). U.S. Bank is a separate entity and subsidiary of U.S. Bancorp. U.S. Bank is not responsible for and does not guarantee the products, services or performance of PFMAM. PFMAM maintains a written disclosure statement of our background and business experience. If you would like to receive a copy of our current disclosure statement, please contact Service Operations at the address below.

Proxy Voting PFMAM does not normally receive proxies to vote on behalf of its clients. However, it does on occasion receive consent requests. In the event a consent request is received the portfolio manager contacts the client and then proceeds according to their instructions. PFMAM's Proxy Voting Policy is available upon request by contacting Service Operations at the address below.

Questions About an Account PFMAM's monthly statement is intended to detail our investment advisory activity as well as the activity of any accounts held by clients in pools that are managed by PFMAM. The custodian bank maintains the control of assets and executes (i.e., settles) all investment transactions. The custodian statement is the official record of security and cash holdings and transactions. PFMAM recognizes that clients may use these reports to facilitate record keeping and that the custodian bank statement and the PFMAM statement should be reconciled and differences resolved. Many custodians use a settlement date basis which may result in the need to reconcile due to a timing difference.

Account Control PFMAM does not have the authority to withdraw funds from or deposit funds to the custodian outside the scope of services provided by PFMAM. Our clients retain responsibility for their internal accounting policies; implementing and enforcing internal controls and generating ledger entries or otherwise recording transactions.

Market Value Generally, PFMAM's market prices are derived from closing bid prices as of the last business day of the month as supplied by Refinitiv or Bloomberg. For certain short-term investments or where prices are not available from generally recognized sources the securities are priced using a yield-based matrix system to arrive at an estimated market value. Prices that fall between data points are interpolated.

Non-negotiable FDIC-insured bank certificates of deposit are priced at par. Although PFMAM believes the prices to be reliable, the values of the securities may not represent the prices at which the securities could have been bought or sold. Explanation of the valuation methods for a registered investment company or local government investment program is contained in the appropriate fund offering documentation or information statement.

Amortized Cost The original cost of the principal of the security is adjusted for the amount of the periodic reduction of any discount or premium from the purchase date until the date of the report. Discount or premium with respect to short term securities (those with less than one year to maturity at time of issuance) is amortized on a straightline basis. Such discount or premium with respect to longer term securities is amortized using the constant yield basis.

Tax Reporting Cost data and realized gains / losses are provided for informational purposes only. Please review for accuracy and consult your tax advisor to determine the tax consequences of your security transactions. PFMAM does not report such information to the IRS or other taxing authorities and is not responsible for the accuracy of such information that may be required to be reported to federal, state or other taxing authorities.

Financial Situation In order to better serve you, PFMAM should be promptly notified of any material change in your investment objective or financial situation.

Callable Securities Securities subject to redemption prior to maturity may be redeemed in whole or in part before maturity, which could affect the yield represented. **Portfolio** The securities in this portfolio, including shares of mutual funds, are not guaranteed or otherwise protected by PFMAM, the FDIC (except for certain non-negotiable certificates of deposit) or any government agency. Investment in securities involves risks, including the possible loss of the amount invested. Actual settlement values, accrued interest, and amortized cost amounts may vary for securities subject to an adjustable interest rate or subject to principal paydowns. Any changes to the values shown may be reflected within the next monthly statement's beginning values.

Rating Information provided for ratings is based upon a good faith inquiry of selected sources, but its accuracy and completeness cannot be guaranteed. Shares of some local government investment programs and TERM funds are marketed through representatives of PFMAM's affiliate, PFM Fund Distributors, Inc. which is registered with the SEC as a broker/dealer and is a member of the Financial Industry Regulatory Authority ("FINRA") and the Municipal Securities Rulemaking Board ("MSRB"). You may reach the FINRA by calling the FINRA Hotline at 1-800-289-9999 or at the FINRA website address <https://www.finra.org/investors/investor-contacts>. A brochure describing the FINRA Regulation Public Disclosure Program is also available from FINRA upon request.

Key Terms and Definitions Dividends on local government investment program funds consist of interest earned, plus any discount ratably amortized to the date of maturity, plus all realized gains and losses on the sale of securities prior to maturity, less ratable amortization of any premium and all accrued expenses to the fund. Dividends are accrued daily and may be paid either monthly or quarterly. The monthly earnings on this statement represent the estimated dividend accrued for the month for any program that distributes earnings on a quarterly basis. There is no guarantee that the estimated amount will be paid on the actual distribution date.

Current Yield is the net change, exclusive of capital changes and income other than investment income, in the value of a hypothetical fund account with a balance of one share over the seven-day base period including the statement date, expressed as a percentage of the value of one share (normally \$1.00 per share) at the beginning of the seven-day period. This resulting net change in account value is then annualized by multiplying it by

365 and dividing the result by 7. The yields quoted should not be considered a representation of the yield of the fund in the future, since the yield is not fixed. **Average maturity** represents the average maturity of all securities and investments of a portfolio, determined by multiplying the par or principal value of each security or investment by its maturity (days or years), summing the products, and dividing the sum by the total principal value of the portfolio. The stated maturity date of mortgage backed or callable securities are used in this statement. However the actual maturity of these securities could vary depending on the level or prepayments on the underlying mortgages or whether a callable security has or is still able to be called.

Monthly distribution yield represents the net change in the value of one share (normally \$1.00 per share) resulting from all dividends declared during the month by a fund expressed as a percentage of the value of one share at the beginning of the month. This resulting net change is then annualized by multiplying it by 365 and dividing it by the number of calendar days in the month.

YTM at Cost The yield to maturity at cost is the expected rate of return, based on the original cost, the annual interest receipts, maturity value and the time period from purchase date to maturity, stated as a percentage, on an annualized basis.

YTM at Market The yield to maturity at market is the rate of return, based on the current market value, the annual interest receipts, maturity value and the time period remaining until maturity, stated as a percentage, on an annualized basis. **Managed Account** A portfolio of investments managed discretely by PFMAM according to the client's specific investment policy and requirements. The investments are directly owned by the client and held by the client's custodian. **Unsettled Trade** A trade which has been executed however the final consummation of the security transaction and payment has not yet taken place.

Please review the detail pages of this statement carefully. If you think your statement is wrong, missing account information, or if you need more information about a transaction, please contact PFMAM within 60 days of receipt. If you have other concerns or questions regarding your account, or to request an updated copy of PFMAM's current disclosure statement, please contact a member of your client management team at PFMAM Service Operations at the address below.

PFM Asset Management LLC
Attn: Service Operations
213 Market Street
Harrisburg, PA 17101

NOT FDIC INSURED NO BANK GUARANTEE MAY LOSE VALUE



Account Statement
For the Month Ending December 31, 2022

Consolidated Summary Statement

SAN BERNARDINO COUNTY

Portfolio Summary

Portfolio Holdings	Cash Dividends and Income	Closing Market Value
PFMAM Managed Account	22,619,687.81	12,476,363.44
Cash Balance	0.00	177,731,896.46
Total	\$22,619,687.81	\$12,654,095,259.90

Investment Allocation

Investment Type	Closing Market Value	Percent
Asset-Backed Security	661,635,093.73	5.23
Federal Agency Discount Note	370,218,236.85	2.93
Federal Agency Bond / Note	3,091,650,166.34	24.43
Corporate Note	653,984,211.89	5.17
Certificate of Deposit	921,511,220.80	7.28
Federal Agency Commercial Mortgage-Backed Securities	1,029,021,259.52	8.13
Commercial Paper	979,496,922.11	7.74
Federally Insured Cash Account	25,000,000.00	0.20
Joint Powers Authority	613,000,000.00	4.84
Money Market Mutual Fund	611,000,000.00	4.83
NOW Account	1,000,000.00	0.01
Corporate Note	33,953,325.00	0.27
Repurchase Agreement	99,998,772.70	0.79
Supra-National Agency Bond / Note	243,409,772.00	1.92
U.S. Treasury Bond / Note	3,141,484,382.50	24.83
Cash Balance	177,731,896.46	1.40
Total	\$12,654,095,259.90	100.00%

Consolidated Summary Statement

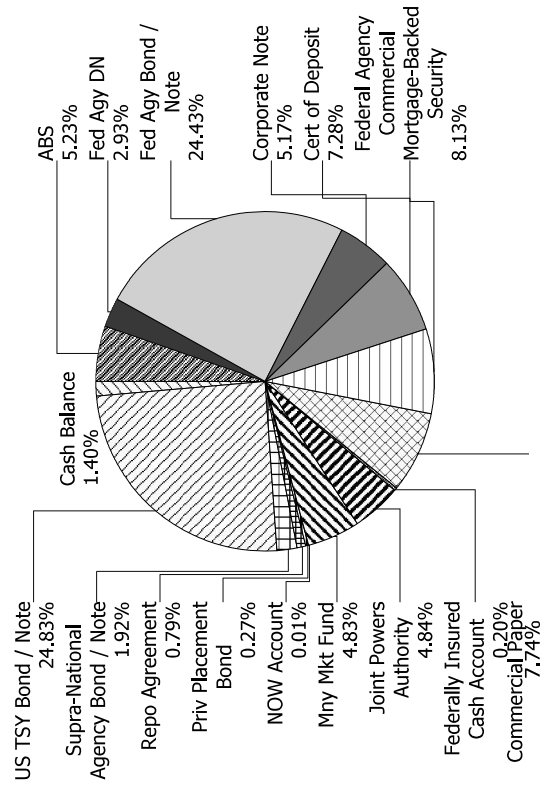
SAN BERNARDINO COUNTY

Maturity Distribution (Fixed Income Holdings)

Portfolio Holdings	Closing Market Value	Percent
Under 30 days	2,199,124,494.18	17.38
31 to 60 days	702,679,339.90	5.55
61 to 90 days	59,650,484.65	0.47
91 to 180 days	1,282,481,895.75	10.13
181 days to 1 year	1,981,079,889.93	15.66
1 to 2 years	2,851,842,029.52	22.54
2 to 3 years	2,238,043,509.79	17.69
3 to 4 years	606,602,520.77	4.79
4 to 5 years	732,591,095.41	5.79
Over 5 years	0.00	0.00
Total	\$12,654,095,259.90	100.00%

Weighted Average Days to Maturity **495**

Sector Allocation





Managed Account Summary Statement

For the Month Ending December 31, 2022

SAN BERNARDINO COUNTY - 76990800

Transaction Summary - Managed Account

Opening Market Value

Maturities/Calls	\$11,594,138,615.17
Principal Dispositions	(4,449,426,184.28)
Principal Acquisitions	(580,000,000.00)
Unsettled Trades	5,898,340,437.75
Change in Current Value	0.00
	13,310,494.80
Closing Market Value	\$12,476,363,363.44

Cash Transactions Summary - Managed Account

Maturities/Calls	4,429,206,903.15
Sale Proceeds	580,000,000.00
Coupon/Interest/Dividend Income	18,081,189.45
Principal Payments	20,926,184.28
Security Purchases	(6,142,956,770.71)
Net Cash Contribution	1,094,742,493.83
Reconciling Transactions	0.00

Earnings Reconciliation (Cash Basis) - Managed Account

Interest/Dividends/Coupons Received	18,788,092.60
Less Purchased Interest Related to Interest/Coupons	(468,082.96)
Plus Net Realized Gains/Losses	4,299,678.17
Total Cash Basis Earnings	\$22,619,687.81

Cash Balance

Closing Cash Balance **\$0.00**

Earnings Reconciliation (Accrual Basis)

	Total
Ending Amortized Value of Securities	12,760,977,603.49
Ending Accrued Interest	37,867,608.07
Plus Proceeds from Sales	580,000,000.00
Plus Proceeds of Maturities/Calls/Principal Payments	4,450,133,087.43
Plus Coupons/Dividends Received	18,081,189.45
Less Cost of New Purchases	(5,898,530,742.93)
Less Beginning Amortized Value of Securities	(11,883,736,762.54)
Less Beginning Accrued Interest	(35,641,301.81)
Total Accrual Basis Earnings	\$29,150,681.16

Portfolio Summary and Statistics

For the Month Ending **December 31, 2022**

SAN BERNARDINO COUNTY - 76990800

Account Summary

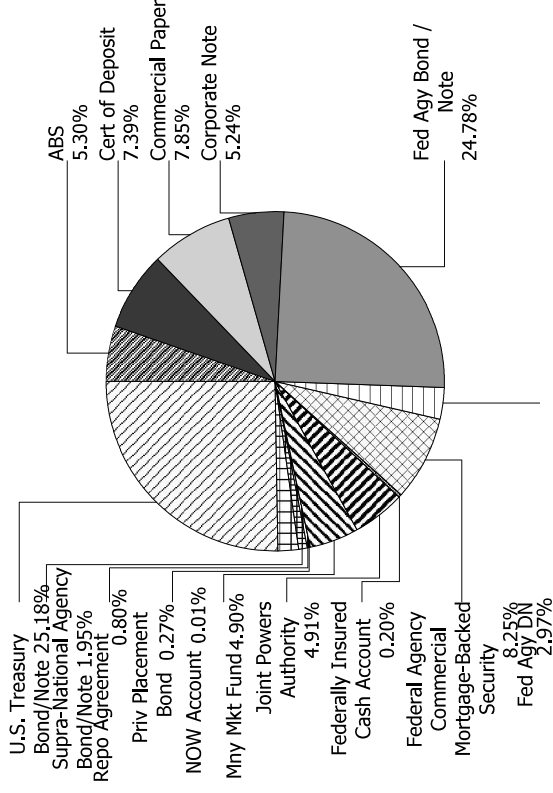
Description	Par Value	Market Value	Percent
U.S. Treasury Bond / Note	3,350,000,000.00	3,141,484,382.50	25.18
Supra-National Agency Bond / Note	248,000,000.00	243,409,772.00	1.95
Repurchase Agreement	100,000,000.00	99,998,772.70	0.80
NOW Account	1,000,000.00	1,000,000.00	0.01
Money Market Mutual Fund	611,000,000.00	611,000,000.00	4.90
Joint Powers Authority	613,000,000.00	613,000,000.00	4.91
Federally Insured Cash Account	25,000,000.00	25,000,000.00	0.20
Federal Agency Discount Note	375,000,000.00	370,218,236.85	2.97
Federal Agency Commercial Mortgage-Backed Security	1,074,992,544.03	1,029,021,259.52	8.25
Federal Agency Bond / Note	3,194,240,000.00	3,091,650,166.34	24.78
Corporate Note	709,198,000.00	687,937,536.89	5.51
Commercial Paper	988,465,000.00	979,496,922.11	7.85
Certificate of Deposit	925,000,000.00	921,511,220.80	7.39
Asset-Backed Security	670,429,625.68	661,635,093.73	5.30
Managed Account Sub-Total	12,885,325,169,711.2	12,476,363,363.44	100.00%
Accrued Interest		37,867,608.07	
Total Portfolio	12,885,325,169,711.2	12,514,230,971.51	

Unsettled Trades

0.00

0.00

Sector Allocation

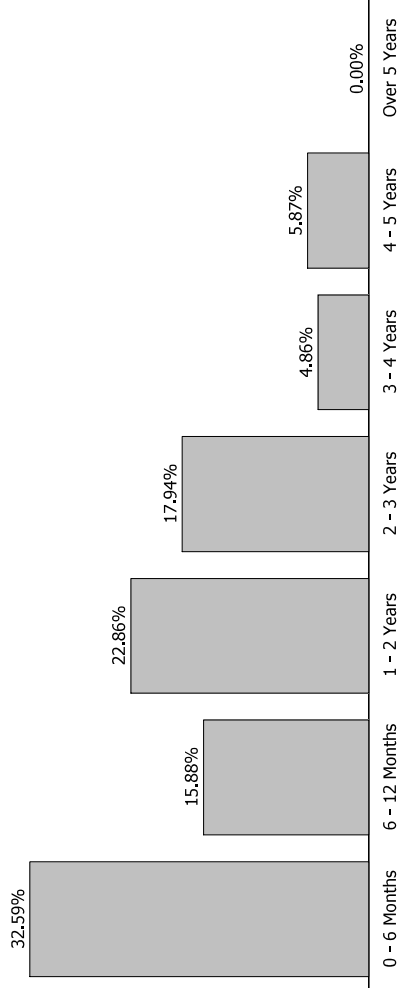


Portfolio Summary and Statistics

For the Month Ending **December 31, 2022**

SAN BERNARDINO COUNTY - 76990800

Maturity Distribution



Characteristics

Yield to Maturity at Cost	2.88%
Yield to Maturity at Market	4.57%
Weighted Average Days to Maturity	502

Managed Account Issuer Summary

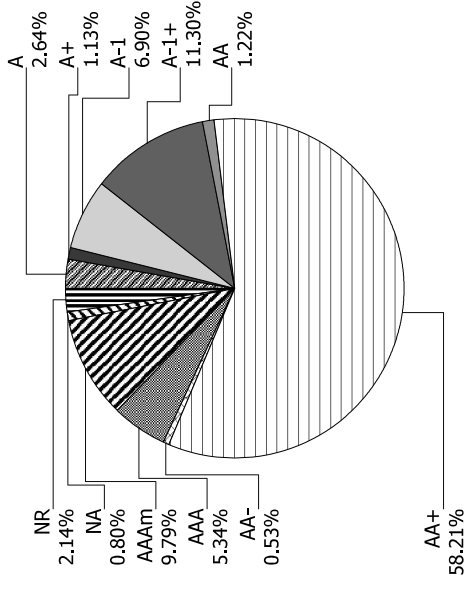
For the Month Ending December 31, 2022

SAN BERNARDINO COUNTY - 76990800

Issuer Summary

Credit Quality (S&P Ratings)

Issuer	Market Value of Holdings	Percent
AMAZON.COM INC	196,277,550.00	1.57
AMERICAN EXPRESS CO	52,643,687.20	0.42
BANK OF NOVA SCOTIA	49,987,726.75	0.40
BANK OF THE WEST	1,000,000.00	0.01
BEDFORD ROW FUNDING CORP	24,956,300.00	0.20
BMW FINANCIAL SERVICES NA LLC	17,806,283.13	0.14
BMW VEHICLE OWNER TRUST	22,854,070.13	0.18
BNP PARIBAS	49,834,303.15	0.40
BNP PARIBAS FORTIS	49,686,543.65	0.40
CAMP	603,000,000.00	4.83
CANADIAN IMPERIAL BANK OF COMMERCE	224,468,039.90	1.80
CANTOR FITZGERALD	99,998,772.70	0.80
CHARIOT FUNDING LLC	30,324,045.50	0.24
CHARTA LLC	49,789,250.00	0.40
CHASE ISSURANCE	7,994,520.00	0.06
CHEVRON CORPORATION	9,730,110.00	0.08
CITIGROUP INC	99,867,971.85	0.80
CREDIT AGRICOLE SA	99,997,326.40	0.80
DEERE & COMPANY	88,706,926.00	0.71
FAIRWAY FINANCE COMPANY LLC	34,939,065.00	0.28
FANNIE MAE	626,758,775.00	5.02
FEDERAL FARM CREDIT BANKS	504,732,167.85	4.05
FEDERAL HOME LOAN BANKS	1,674,505,436.64	13.42
FEDERATED GOVT OBLIGATIONS FUNDS	608,000,000.00	4.87
FIDELITY TREASURY MF	1,000,000.00	0.01
FREDDIE MAC	1,684,893,283.22	13.50
GTA FUNDING LLC	174,279,725.00	1.40
HONDA AUTO RECEIVABLES	41,707,144.13	0.33
HYUNDAI AUTO RECEIVABLES	136,681,291.15	1.10
INTER-AMERICAN DEVELOPMENT BANK	103,085,810.00	0.83
INTERNATIONAL FINANCE CORPORATION	19,630,280.00	0.16
INTL BANK OF RECONSTRUCTION AND DEV	120,693,682.00	0.97



Managed Account Issuer Summary

SAN BERNARDINO COUNTY - 76990800

Issuer	Market Value of Holdings	Percent
INVESTMENT TRUST OF CALIFORNIA	10,000,000.00	0.08
JOHN DEERE OWNER TRUST	116,271,260.04	0.93
JOHNSON & JOHNSON	148,181,400.00	1.19
JP MORGAN CHASE & CO	97,841,650.00	0.78
LA FAYETTE ASSET SECURITIZATION LLC	24,944,900.00	0.20
MERCEDES-BENZ AUTO LEASE TRUST	19,260,235.46	0.15
MERCEDES-BENZ AUTO RECEIVABLES	57,532,740.25	0.46
METLIFE INC	111,816,736.61	0.90
MORGAN STANLEY	1,000,000.00	0.01
NESTLE SA	4,918,840.00	0.04
NORDEA BANK ABP	49,492,200.00	0.40
NORTHERN TRUST	1,000,000.00	0.01
OLD LINE FUNDING LLC	93,431,550.00	0.75
RABOBANK NEDERLAND	49,656,050.00	0.40
ROYAL BANK OF CANADA	99,673,169.55	0.80
STONECASTLE FICA	25,000,000.00	0.20
SVENSKA HANDELSBANKEN AB	99,421,139.55	0.80
THE BANK OF NEW YORK MELLON CORPORATION	245,931,669.89	1.97
THUNDER BAY FUNDING LLC	74,508,675.00	0.60
TORONTO-DOMINION BANK	99,401,500.00	0.80
Toyota Lease Owner Trust	3,518,320.86	0.03
TOYOTA MOTOR CORP	375,320,851.38	3.01
UNITED STATES TREASURY	3,141,484,382.50	25.17
US BANCORP	11,994,816.00	0.10
WAL-MART STORES INC	4,931,190.00	0.04
Total	\$12,476,363,363.44	100.00%



Managed Account Detail of Securities Held

For the Month Ending December 31, 2022

SAN BERNARDINO COUNTY - 76990800

Security Type / Description	Dated Date / Coupon / Maturity	CUSIP	S&P Rating	Moody's Rating	Trade Date	Settle Date	Original Cost	YTM at Cost	Accrued Interest	Amortized Cost	Market Value	
U.S. Treasury Bond / Note												
US TREASURY NOTES	DTD 05/31/2016 1.625% 05/31/2023	912828R69	AA+	Aaa	04/05/19	04/08/19	48,658,203.13	2.31	71,428.57	49,867,061.08	49,398,440.00	
US TREASURY NOTES	DTD 06/30/2016 1.375% 06/30/2023	912828S35	AA+	Aaa	11/08/19	11/12/19	24,701,171.88	1.72	949.59	24,959,435.10	24,605,470.00	
US TREASURY NOTES	DTD 06/30/2016 1.375% 06/30/2023	912828S35	AA+	Aaa	04/03/19	04/04/19	48,123,046.88	2.31	1,899.17	49,781,749.64	49,210,940.00	
US TREASURY NOTES	DTD 07/02/2018 2.625% 06/30/2023	9128284U1	AA+	Aaa	04/05/19	04/08/19	50,634,765.63	2.31	3,625.69	50,074,001.17	49,523,440.00	
US TREASURY NOTES	DTD 06/30/2016 1.375% 06/30/2023	912828S35	AA+	Aaa	04/15/19	04/16/19	96,035,156.25	2.37	3,798.34	99,535,369.87	98,421,880.00	
US TREASURY NOTES	DTD 08/01/2016 1.250% 07/31/2023	912828S92	AA+	Aaa	03/27/19	03/28/19	96,265,625.00	2.15	523,097.83	99,503,182.14	98,031,250.00	
US TREASURY NOTES	DTD 08/31/2016 1.375% 08/31/2023	9128282D1	AA+	Aaa	03/28/19	03/29/19	96,562,500.00	2.20	467,196.13	99,485,225.87	97,765,620.00	
US TREASURY NOTES	DTD 09/15/2020 0.125% 09/15/2023	91282CAK7	AA+	Aaa	06/29/22	06/30/22	96,636,718.75	2.98	37,292.82	98,044,426.97	96,859,380.00	
US TREASURY NOTES	DTD 02/28/2017 2.125% 02/29/2024	912828W48	AA+	Aaa	03/09/22	03/10/22	75,653,320.31	1.67	541,522.79	75,384,199.46	72,808,590.00	
US TREASURY NOTES	DTD 05/15/2014 2.500% 05/15/2024	912828WJ5	AA+	Aaa	09/30/19	10/01/19	52,062,500.00	1.57	162,292.82	50,610,930.09	48,523,440.00	
US TREASURY NOTES	DTD 05/15/2014 2.500% 05/15/2024	912828WJ5	AA+	Aaa	12/23/19	12/26/19	51,611,328.13	1.73	162,292.82	50,502,911.40	48,523,440.00	
US TREASURY N/B NOTES	DTD 05/15/2021 0.250% 05/15/2024	91282CCC3	AA+	Aaa	02/28/22	03/01/22	72,943,359.38	1.52	24,343.92	73,724,168.35	70,593,750.00	
US TREASURY NOTES	DTD 05/31/2017 2.000% 05/31/2024	912828XT2	AA+	Aaa	03/21/22	03/22/22	49,826,171.88	2.16	87,912.09	49,888,020.84	48,171,875.00	
US TREASURY NOTES	DTD 06/30/2017 2.000% 06/30/2024	912828XX3	AA+	Aaa	09/25/19	09/26/19	50,886,718.75	1.61	2,762.43	50,278,406.23	48,062,500.00	



Managed Account Detail of Securities Held

For the Month Ending December 31, 2022

SAN BERNARDINO COUNTY - 76990800

Security Type/Description	Dated Date/Coupon/Maturity	CUSIP	S&P Rating	Moody's Rating	Trade Date	Settle Date	Original Cost	YTM at Cost	Accrued Interest	Amortized Cost	Market Value
U.S. Treasury Bond / Note											
US TREASURY NOTES	DTD 06/30/2017 2.000% 06/30/2024	912828XX3	AA+	Aaa	10/31/19	11/01/19	51,017,578.13	1.55	2,762.43	50,326,246.42	48,062,500.00
US TREASURY NOTES	DTD 06/30/2017 2.000% 06/30/2024	912828XX3	AA+	Aaa	11/01/19	11/04/19	50,935,546.88	1.58	2,762.43	50,300,475.64	48,062,500.00
US TREASURY NOTES	DTD 06/30/2019 1.750% 06/30/2024	9128286Z8	AA+	Aaa	12/11/19	12/12/19	50,173,828.13	1.67	2,417.13	50,057,105.99	47,921,875.00
US TREASURY NOTES	DTD 06/30/2019 1.750% 06/30/2024	9128286Z8	AA+	Aaa	03/17/22	03/21/22	49,701,171.88	2.02	2,417.13	49,803,894.05	47,921,875.00
US TREASURY NOTES	DTD 06/30/2019 1.750% 06/30/2024	9128286Z8	AA+	Aaa	06/10/22	06/13/22	48,742,187.50	3.03	2,417.13	49,081,864.14	47,921,875.00
US TREASURY N/B NOTES	DTD 07/15/2021 0.375% 07/15/2024	91282CCL3	AA+	Aaa	06/24/22	06/27/22	94,679,687.50	3.07	173,233.70	96,015,093.04	93,656,250.00
US TREASURY NOTES	DTD 07/31/2017 2.125% 07/31/2024	9128282N9	AA+	Aaa	10/10/19	10/11/19	51,474,609.38	1.49	444,633.15	50,484,814.59	48,093,750.00
US TREASURY NOTES	DTD 07/31/2017 2.125% 07/31/2024	9128282N9	AA+	Aaa	04/05/22	04/06/22	49,429,687.50	2.63	444,633.15	49,611,487.23	48,093,750.00
US TREASURY NOTES	DTD 07/31/2019 1.750% 07/31/2024	912828Y87	AA+	Aaa	06/13/22	06/14/22	48,324,218.75	3.39	366,168.48	48,757,164.81	47,820,310.00
US TREASURY NOTES	DTD 08/15/2014 2.375% 08/15/2024	912828D56	AA+	Aaa	06/10/22	06/13/22	49,279,296.88	3.06	448,539.40	49,462,649.56	48,242,190.00
US TREASURY NOTES	DTD 08/31/2019 1.250% 08/31/2024	912828YE4	AA+	Aaa	02/09/22	02/10/22	49,712,890.63	1.48	212,361.88	49,812,901.93	47,335,940.00
US TREASURY NOTES	DTD 08/31/2019 1.250% 08/31/2024	912828YE4	AA+	Aaa	02/15/22	02/16/22	49,417,968.75	1.72	212,361.88	49,618,257.82	47,335,940.00
US TREASURY NOTES	DTD 09/30/2019 1.500% 09/30/2024	912828YH7	AA+	Aaa	02/15/22	02/16/22	49,683,593.75	1.75	191,620.88	49,789,062.50	47,468,750.00
US TREASURY NOTES	DTD 09/30/2019 1.500% 09/30/2024	912828YH7	AA+	Aaa	04/04/22	04/05/22	48,683,593.75	2.60	191,620.88	49,076,053.70	47,468,750.00



Managed Account Detail of Securities Held

For the Month Ending December 31, 2022

SAN BERNARDINO COUNTY - 76990800

Security Type/Description	Dated Date/Coupon/Maturity	CUSIP	S&P Rating	Moody's Rating	Trade Date	Settle Date	Original Cost	YTM at Cost	Accrued Interest	Amortized Cost	Market Value	
U.S. Treasury Bond / Note												
US TREASURY N/B NOTES	DTD 10/15/2021 0.625% 10/15/2024	91282CDB4	AA+	Aaa	03/09/22	03/10/22	72,793,945.31	1.79	100,446.43	73,483,627.67	70,019,535.00	
US TREASURY N/B NOTES	DTD 11/15/2021 0.750% 11/15/2024	91282CDH1	AA+	Aaa	03/28/22	03/29/22	71,589,843.75	2.55	73,031.77	72,575,315.10	70,007,812.50	
US TREASURY NOTES	DTD 01/31/2020 1.375% 01/31/2025	912828Z52	AA+	Aaa	10/27/21	10/28/21	50,845,703.13	0.85	287,703.80	50,540,369.51	46,960,940.00	
US TREASURY NOTES	DTD 02/17/2015 2.000% 02/15/2025	912828J27	AA+	Aaa	12/19/19	12/20/19	50,576,171.88	1.77	377,717.39	50,237,319.20	47,570,310.00	
US TREASURY N/B NOTES	DTD 02/15/2022 1.500% 02/15/2025	91282CDZ1	AA+	Aaa	03/02/22	03/03/22	49,767,578.13	1.66	283,288.04	49,833,000.58	47,046,875.00	
US TREASURY NOTES	DTD 05/15/2015 2.125% 05/15/2025	912828XB1	AA+	Aaa	12/09/19	12/10/19	51,109,375.00	1.70	137,948.90	50,483,917.99	47,500,000.00	
US TREASURY N/B NOTES	DTD 05/15/2022 2.750% 05/15/2025	91282CEQ0	AA+	Aaa	06/09/22	06/10/22	49,652,343.75	3.00	178,522.10	49,718,950.79	48,187,500.00	
US TREASURY NOTES	DTD 05/31/2020 0.250% 05/31/2025	912828ZT0	AA+	Aaa	11/22/21	11/24/21	48,667,968.75	1.02	10,989.01	49,086,043.98	45,359,375.00	
US TREASURY NOTES	DTD 06/30/2020 0.250% 06/30/2025	912828ZW3	AA+	Aaa	11/22/21	11/24/21	48,605,468.75	1.04	345.30	49,033,167.45	45,281,250.00	
US TREASURY NOTES	DTD 06/30/2020 0.250% 06/30/2025	912828ZW3	AA+	Aaa	01/24/22	01/25/22	48,166,015.63	1.35	345.30	48,665,527.35	45,281,250.00	
US TREASURY NOTES	DTD 06/30/2020 0.250% 06/30/2025	912828ZW3	AA+	Aaa	06/09/22	06/10/22	45,994,140.63	3.01	345.30	46,729,983.97	45,281,250.00	
US TREASURY NOTES	DTD 06/30/2020 0.250% 06/30/2025	912828ZW3	AA+	Aaa	01/26/22	01/27/22	72,058,593.75	1.43	517.96	72,856,303.13	67,921,875.00	
US TREASURY NOTES	DTD 06/30/2020 0.250% 06/30/2025	912828ZW3	AA+	Aaa	01/31/22	02/01/22	71,976,562.50	1.47	517.96	72,787,669.43	67,921,875.00	
US TREASURY NOTES	DTD 07/31/2020 0.250% 07/31/2025	91282CAB7	AA+	Aaa	11/22/21	11/24/21	48,470,703.13	1.10	52,309.79	48,928,923.68	45,109,375.00	



Managed Account Detail of Securities Held

For the Month Ending December 31, 2022

SAN BERNARDINO COUNTY - 76990800

Security Type/Description	Dated Date/Coupon/Maturity	CUSIP	S&P Rating	Moody's Rating	Trade Date	Settle Date	Original Cost	YTM at Cost	Accrued Interest	Amortized Cost	Market Value
U.S. Treasury Bond / Note											
US TREASURY NOTES	DTD 07/31/2020 0.250% 07/31/2025	91282CAB7	AA+	Aaa	11/22/21	11/24/21	48,482,421.88	1.09	52,309.79	48,937,131.16	45,109,375.00
US TREASURY NOTES	DTD 08/31/2020 0.250% 08/31/2025	91282CA00	AA+	Aaa	01/18/22	01/19/22	47,859,375.00	1.47	42,472.37	48,422,099.91	44,945,310.00
US TREASURY NOTES	DTD 08/31/2020 0.250% 08/31/2025	91282CA00	AA+	Aaa	06/27/22	06/28/22	45,480,468.75	3.27	42,472.37	46,209,048.36	44,945,310.00
US TREASURY NOTES	DTD 08/31/2020 0.250% 08/31/2025	91282CA00	AA+	Aaa	03/10/22	03/11/22	70,769,531.25	1.94	63,708.56	71,756,307.25	67,417,965.00
US TREASURY NOTES	DTD 09/30/2020 0.250% 09/30/2025	91282CAM3	AA+	Aaa	03/14/22	03/15/22	46,951,171.88	2.04	31,936.81	47,638,629.65	44,882,810.00
US TREASURY NOTES	DTD 10/31/2020 0.250% 10/31/2025	91282CAT8	AA+	Aaa	04/05/22	04/06/22	45,789,062.50	2.75	21,408.84	46,660,959.07	44,703,125.00
US TREASURY NOTES	DTD 10/31/2020 0.250% 10/31/2025	91282CAT8	AA+	Aaa	09/27/22	09/28/22	44,087,890.63	4.38	21,408.84	44,585,366.62	44,703,125.00
US TREASURY NOTES	DTD 01/31/2021 0.375% 01/31/2026	91282CBH3	AA+	Aaa	10/05/22	10/06/22	44,132,812.50	4.20	78,464.68	44,553,624.79	44,468,750.00
US TREASURY NOTES	DTD 01/31/2021 0.375% 01/31/2026	91282CBH3	AA+	Aaa	10/11/22	10/12/22	43,957,031.25	4.34	78,464.68	44,362,566.02	44,468,750.00
US TREASURY NOTES	DTD 02/28/2021 0.500% 02/28/2026	91282CBQ3	AA+	Aaa	10/24/22	10/25/22	43,773,437.50	4.55	84,944.75	44,119,923.79	44,539,060.00
US TREASURY N/B NOTES	DTD 05/31/2021 0.750% 05/31/2026	91282CCF6	AA+	Aaa	09/29/22	09/30/22	44,224,609.38	4.18	32,967.03	44,625,738.08	44,585,940.00
US TREASURY NOTES	DTD 05/31/2019 2.125% 05/31/2026	9128286X3	AA+	Aaa	11/01/22	11/02/22	46,298,828.13	4.38	93,406.59	46,468,866.65	46,757,810.00
US TREASURY NOTES	DTD 05/15/2017 2.375% 05/15/2027	912828X88	AA+	Aaa	09/27/22	09/28/22	46,058,593.75	4.27	154,178.18	46,280,152.09	46,593,750.00
US TREASURY NOTES	DTD 05/15/2017 2.375% 05/15/2027	912828X88	AA+	Aaa	10/27/22	10/31/22	46,332,031.25	4.16	154,178.18	46,469,275.71	46,593,750.00



Managed Account Detail of Securities Held

For the Month Ending December 31, 2022

SAN BERNARDINO COUNTY - 76990800

Security Type / Description	Dated Date / Coupon / Maturity	CUSIP	S&P Rating	Moody's Rating	Trade Date	Settle Date	Original Cost	YTM at Cost	Accrued Interest	Amortized Cost	Market Value
U.S. Treasury Bond / Note											
US TREASURY NOTES	DTD 06/30/2020 0.500% 06/30/2027	912828ZV5	AA+	Aaa	11/01/22	11/02/22	42,123,046.88	4.26	690.61	42,400,893.55	42,757,810.00
US TREASURY NOTES	DTD 07/31/2020 0.375% 07/31/2027	91282CAD3	AA+	Aaa	09/26/22	09/27/22	41,859,375.00	4.12	78,464.67	42,301,399.89	42,414,060.00
US TREASURY NOTES	DTD 08/15/2017 2.250% 08/15/2027	9128282R0	AA+	Aaa	11/03/22	11/04/22	45,289,062.50	4.46	424,932.07	45,445,643.80	46,242,190.00
Security Type Sub-Total							3,225,599,609.50	2.40	7,748,802.73	3,250,033,905.85	3,141,484,382.50
Supra-National Agency Bond / Note											
INTL BK OF RECON AND DEV NOTE	DTD 04/20/2021 0.125% 04/20/2023	459058JV6	AAA	Aaa	04/13/21	04/20/21	74,844,750.00	0.23	18,489.58	74,976,818.84	74,033,550.00
INTER-AMERICAN DEVEL BK NOTES	DTD 04/24/2020 0.500% 05/24/2023	4581X0DM7	AAA	Aaa	04/17/20	04/24/20	19,993,200.00	0.51	10,277.78	19,999,135.64	19,673,580.00
INTER-AMERICAN DEVELOPMENT BANK NOTE	DTD 10/04/2013 3.000% 10/04/2023	4581X0CC0	AAA	Aaa	03/14/19	03/21/19	25,480,000.00	2.55	181,250.00	25,079,903.50	24,661,850.00
INTL BK RECON & DEVELOP NOTES	DTD 11/24/2020 0.250% 11/24/2023	459058JM6	AAA	Aaa	11/17/20	11/24/20	24,946,250.00	0.32	6,423.61	24,983,948.63	24,025,275.00
INTL BK RECON & DEVELOP NOTES	DTD 03/29/2022 2.250% 03/28/2024	45906M3C3	AAA	Aaa	03/22/22	03/29/22	12,989,860.00	2.29	75,562.50	12,993,721.53	12,602,317.00
INTL BANK OF RECON AND DEV SN (FLOATER)	DTD 06/16/2020 4.690% 06/17/2024	45906M2B6	AAA	Aaa	06/09/20	06/16/20	10,000,000.00	0.48	16,547.33	10,000,000.00	10,032,540.00
INTER-AMERICAN DEVEL BK NOTES	DTD 07/01/2022 3.250% 07/01/2024	4581X0EE4	AAA	Aaa	06/22/22	07/01/22	59,994,000.00	3.26	975,000.00	59,995,510.26	58,750,380.00
INTL FINANCE CORP CORPORATE NOTES	DTD 09/15/2022 3.625% 09/15/2025	45950KDA5	AAA	Aaa	09/07/22	09/15/22	19,992,200.00	3.64	213,472.22	19,992,968.61	19,630,280.00
Security Type Sub-Total							248,000,000.00	1.62	1,497,023.02	248,022,007.01	243,409,772.00



Managed Account Detail of Securities Held

For the Month Ending December 31, 2022

SAN BERNARDINO COUNTY - 76990800

Security Type/Description	Dated Date/Coupon/Maturity	CUSIP	S&P Rating	Moody's Rating	Trade Date	Settle Date	Original Cost	YTM at Cost	Accrued Interest	Amortized Cost	Market Value
Repurchase Agreement											
CANTOR FITZGERALD REPO AGRMT		REI363085	NA	NA	12/29/22	12/29/22	100,000,000.00	4.21	35,083.33	100,000,000.00	99,998,772.70
DTD 12/29/2022 4.210% 01/03/2023											
Security Type Sub-Total							100,000,000.00	4.21	35,083.33	100,000,000.00	99,998,772.70
NOW Account											
BANK OF THE WEST MONEY MARKET FUND		BKOFWEST7	NR	NR	03/28/22	03/28/22	1,000,000.00	2.45	0.00	1,000,000.00	1,000,000.00
Security Type Sub-Total							1,000,000.00	2.45	0.00	1,000,000.00	1,000,000.00
Money Market Mutual Fund											
NORTHERN TRUST INST GOVT SELECT 848		665278701	AAA	NR	02/28/22	02/28/22	1,000,000.00	3.61	0.00	1,000,000.00	1,000,000.00
MORGAN STANLEY LIQ GOVT-INST FUND		61747C707	NR	NR	06/24/22	06/24/22	1,000,000.00	4.12	0.00	1,000,000.00	1,000,000.00
FIDELITY GOV'T MM FUND 2642		31607A703	AAA	AAA	09/20/22	09/20/22	1,000,000.00	4.06	0.00	1,000,000.00	1,000,000.00
FEDERATED GOVT OBLIGATIONS FUND		608919718	AAA	NR	12/28/22	12/28/22	608,000,000.00	4.10	0.00	608,000,000.00	608,000,000.00
Security Type Sub-Total							611,000,000.00	4.10	0.00	611,000,000.00	611,000,000.00
Joint Powers Authority											
CALIFORNIA ASSET MANAGEMENT PROGRAM		CAMPMF025	AAA	NR	04/19/22	04/19/22	2,000,000.00	4.50	0.00	2,000,000.00	2,000,000.00
INVESTMENT TRUST OF CALIFORNIA		CALTRUST3	AAA	NR	08/26/21	08/26/21	10,000,000.00	4.24	0.00	10,000,000.00	10,000,000.00
CALIFORNIA ASSET MANAGEMENT PROGRAM		CAMPMF025	AAA	NR	11/01/22	11/01/22	30,000,000.00	4.50	0.00	30,000,000.00	30,000,000.00
CALIFORNIA ASSET MANAGEMENT PROGRAM		CAMPMF025	AAA	NR	05/25/22	05/25/22	40,000,000.00	4.50	0.00	40,000,000.00	40,000,000.00
CALIFORNIA ASSET MANAGEMENT PROGRAM		CAMPMF025	AAA	NR	12/27/22	12/27/22	40,000,000.00	4.50	0.00	40,000,000.00	40,000,000.00
CALIFORNIA ASSET MANAGEMENT PROGRAM		CAMPMF025	AAA	NR	04/19/22	04/19/22	50,000,000.00	4.50	0.00	50,000,000.00	50,000,000.00



Managed Account Detail of Securities Held

For the Month Ending December 31, 2022

SAN BERNARDINO COUNTY - 76990800

Security Type/Description	Dated Date/Coupon/Maturity	CUSIP	S&P Rating	Moody's Rating	Trade Date	Settle Date	Original Cost	YTM at Cost	Accrued Interest	Amortized Cost	Market Value
Joint Powers Authority											
CALIFORNIA ASSET MANAGEMENT PROGRAM		CAMPMF025	AAA	NR	12/08/22	12/08/22	120,000,000.00	4.50	0.00	120,000,000.00	120,000,000.00
CALIFORNIA ASSET MANAGEMENT PROGRAM		CAMPMF025	AAA	NR	07/18/22	07/18/22	150,000,000.00	4.50	0.00	150,000,000.00	150,000,000.00
CALIFORNIA ASSET MANAGEMENT PROGRAM		CAMPMF025	AAA	NR	07/15/22	07/15/22	171,000,000.00	4.50	0.00	171,000,000.00	171,000,000.00
Security Type Sub-Total							613,000,000.00	4.50	0.00	613,000,000.00	613,000,000.00
Federally Insured Cash Account											
STONECASTLE FICA		FICAMF003	NR	NR	08/30/19	08/30/19	25,000,000.00	3.90	0.00	25,000,000.00	25,000,000.00
Security Type Sub-Total							25,000,000.00	3.90	0.00	25,000,000.00	25,000,000.00
Federal Agency Discount Note											
FED HOME LN DISCOUNT NT DISC NOTES DTD 10/04/2022 0.000% 02/01/2023		313384BH1	A-1+	P-1	11/16/22	11/17/22	99,134,444.44	4.14	0.00	99,646,944.44	99,595,559.00
FED HOME LN DISCOUNT NT DISC NOTES DTD 02/07/2022 0.000% 02/06/2023		313384BN8	A-1+	P-1	11/29/22	12/05/22	49,632,500.00	4.23	0.00	49,790,000.00	49,767,282.65
FEDERAL HOME LOAN BANKS DISC NOTE DTD 02/08/2022 0.000% 02/08/2023		313384BQ1	A-1+	P-1	11/16/22	11/17/22	49,520,444.44	4.20	0.00	49,780,444.44	49,753,888.85
FED HOME LN DISCOUNT NT DISC NOTES DTD 04/20/2022 0.000% 04/20/2023		313384EP0	A-1+	P-1	12/27/22	12/28/22	98,584,361.11	4.57	0.00	98,634,472.22	98,526,616.50
FED FARM CRD DISCOUNT NT DISC NOTES DTD 12/29/2022 0.000% 09/01/2023		313312LD0	A-1+	P-1	12/28/22	12/29/22	72,622,000.00	4.79	0.00	72,651,000.00	72,574,889.85
Security Type Sub-Total							369,493,749.99	4.40	0.00	370,502,861.10	370,218,236.85
Federal Agency Commercial Mortgage-Backed Security											
FHMS K033 A2		3137B4WB8	AA+	Aaa	12/01/20	12/04/20	2,978,718.75	0.56	7,140.00	2,834,449.51	2,772,094.92
DTD 10/01/2013 3.060% 07/01/2023											



Managed Account Detail of Securities Held

For the Month Ending December 31, 2022

SAN BERNARDINO COUNTY - 76990800

Security Type/Description	Dated Date/Coupon/Maturity	CUSIP	S&P Rating	Moody's Rating	Trade Date	Settle Date	Original Cost	YTM at Cost	Accrued Interest	Amortized Cost	Market Value	
Federal Agency Commercial Mortgage-Backed Security												
FHMS K034 A2	DTD 11/01/2013 3.531% 07/01/2023	3137B5JM6	AA+	Aaa	05/17/22	05/20/22	25,111,889.33	2.69	73,216.77	25,111,889.33	24,651,627.96	
FHLMC MULTIFAMILY STRUCTURED P	DTD 11/01/2016 2.454% 08/01/2023	3137BSPW7	AA+	Aaa	07/29/22	07/29/22	22,914,963.06	2.68	46,967.51	22,937,021.21	22,662,035.20	
FHLMC SERIES K037 A2	DTD 03/01/2014 3.490% 01/01/2024	3137B7YY9	AA+	Aaa	04/27/22	05/02/22	60,530,259.45	2.78	174,043.39	60,254,904.27	59,080,648.05	
FHMS K039 A2	DTD 09/01/2014 3.303% 07/01/2024	3137BDCW4	AA+	Aaa	07/19/22	07/22/22	24,858,398.44	3.61	68,812.50	24,890,906.97	24,439,433.75	
FHMS KMP1 A2	DTD 09/01/2017 2.982% 08/01/2024	3137FATE8	AA+	Aaa	02/24/21	03/01/21	54,023,437.50	0.60	124,250.00	51,861,927.04	48,512,742.00	
FHMS K729 A2	DTD 12/01/2017 3.136% 10/01/2024	3137FCM43	AA+	Aaa	01/27/21	01/29/21	17,969,531.25	0.68	43,120.00	17,200,246.43	16,040,365.28	
FHMS K042 A2	DTD 01/28/2015 2.670% 12/01/2024	3137BEXT3	AA+	Aaa	06/23/22	06/28/22	64,406,112.50	3.37	145,670.75	64,406,112.50	63,034,289.47	
FHMS K045 A2	DTD 05/01/2015 3.023% 01/01/2025	3137BHJ1	AA+	Aaa	12/14/20	12/17/20	25,063,445.15	0.55	57,470.52	23,927,703.55	22,080,012.36	
FHMS K046 A2	DTD 06/17/2015 3.205% 03/01/2025	3137BJP64	AA+	Aaa	10/11/22	10/14/22	48,373,046.88	4.65	133,541.67	48,373,046.88	48,344,900.00	
FHMS K732 AM	DTD 06/28/2018 3.700% 05/01/2025	3137FG7G4	AA+	Aaa	03/02/22	03/07/22	26,244,140.63	2.07	77,083.33	25,919,864.18	24,293,500.50	
FHMS K047 A2	DTD 07/30/2015 3.329% 05/01/2025	3137BKRJ1	AA+	Aaa	05/26/22	06/01/22	75,708,984.38	2.99	208,062.50	75,708,984.38	72,613,527.00	
FHMS KJ32 A1	DTD 11/01/2020 0.516% 06/01/2025	3137F7U8	AA+	Aaa	11/19/20	11/30/20	539,951.27	0.52	232.18	539,952.28	516,984.99	
FHLMC SERIES K049 A2	DTD 10/01/2015 3.010% 07/01/2025	3137BLMZ8	AA+	Aaa	04/27/22	05/02/22	10,024,218.75	2.93	25,083.33	10,019,106.83	9,606,837.10	
FHMS K733 A2	DTD 11/09/2018 3.750% 08/01/2025	3137FJX07	AA+	Aaa	10/28/21	11/02/21	3,615,001.17	1.40	10,406.25	3,526,459.14	3,244,867.62	



Managed Account Detail of Securities Held

For the Month Ending December 31, 2022

SAN BERNARDINO COUNTY - 76990800

Security Type/Description	Dated Date/Coupon/Maturity	CUSIP	S&P Rating	Moody's Rating	Trade Date	Settle Date	Original Cost	YTM at Cost	Accrued Interest	Amortized Cost	Market Value	
Federal Agency Commercial Mortgage-Backed Security												
FHMS K050 A2	DTD 11/01/2015 3.334% 08/01/2025	3137BLW95	AA+	Aaa	03/17/22	03/21/22	30,856,640.63	2.45	83,350.00	30,657,292.20	28,981,914.90	
FHMS K052 A1	DTD 12/01/2015 3.308% 09/01/2025	3137BM7C4	AA+	Aaa	05/16/22	05/19/22	50,433,593.75	3.03	137,833.33	50,351,640.56	48,247,435.00	
FHMS K726 A1	DTD 06/01/2017 2.700% 10/01/2025	3137BYLES	AA+	Aaa	04/27/21	04/30/21	26,863,281.25	0.98	56,250.00	26,158,349.46	23,714,550.00	
FHMS KJ23 A1	DTD 01/29/2019 3.683% 10/01/2025	3137FKSQ0	AA+	Aaa	06/10/21	06/15/21	65,231,250.00	1.58	184,150.00	63,347,466.54	58,322,764.20	
FRESB 2021-SB82 A5	DTD 01/01/2021 0.670% 11/01/2025	30318CAA5	AA+	Aaa	01/13/21	01/22/21	1,161,265.44	0.57	645.21	1,158,961.57	1,155,598.38	
FRESB 2021-SB82 A5	DTD 01/01/2021 0.670% 11/01/2025	30318CAA5	AA+	Aaa	01/13/21	01/22/21	2,709,619.44	0.57	1,505.49	2,704,243.75	2,696,396.30	
FRESB 2021-SB83	DTD 02/01/2021 0.670% 01/01/2026	30318NAA1	AA+	Aaa	02/10/21	02/19/21	3,486,224.30	0.57	1,937.38	3,479,979.65	3,469,929.52	
FHMS K055 A2	DTD 06/22/2016 2.673% 03/01/2026	3137BPW21	AA+	Aaa	06/23/22	06/28/22	81,239,628.91	3.46	185,996.25	81,239,628.91	78,835,828.61	
FHMS KJ34 A1	DTD 07/01/2021 0.681% 06/01/2026	3137HILS3	AA+	Aaa	07/20/21	07/29/21	4,160,724.87	0.68	2,361.24	4,160,739.58	3,808,251.70	
FHMS K736 A2	DTD 09/01/2019 2.282% 07/01/2026	3137FNWX4	AA+	Aaa	12/08/21	12/13/21	15,558,984.38	1.44	28,525.00	15,429,755.00	13,918,275.00	
FHMS KJ21 A2	DTD 09/01/2018 3.700% 09/01/2026	3137FHGE7	AA+	Aaa	12/01/22	12/06/22	10,204,878.03	4.28	32,112.30	10,208,876.57	10,122,752.63	
FHMS K729 A2	DTD 01/01/2020 2.525% 10/01/2026	3137FQXJ7	AA+	Aaa	06/28/21	06/30/21	8,815,898.44	1.18	17,359.38	8,653,707.64	7,670,817.99	
FHMS KJ36 A1	DTD 12/01/2021 1.298% 12/01/2026	3137H4RZ5	AA+	Aaa	12/07/21	12/16/21	1,736,487.43	1.30	1,878.31	1,736,488.89	1,571,326.56	
FHMS K062 A2	DTD 02/01/2017 3.413% 12/01/2026	3137BUX60	AA+	Aaa	01/20/22	01/25/22	10,750,000.00	1.80	28,441.67	10,605,590.06	9,599,075.80	



Managed Account Detail of Securities Held

For the Month Ending December 31, 2022

SAN BERNARDINO COUNTY - 76990800

Security Type/Description	Dated Date/Coupon/Maturity	CUSIP	S&P Rating	Moody's Rating	Trade Date	Settle Date	Original Cost	YTM at Cost	Accrued Interest	Amortized Cost	Market Value	
Federal Agency Commercial Mortgage-Backed Security												
FHMS K062 A2	DTD 02/01/2017 3.413% 12/01/2026	3137BUX60	AA+	Aaa	01/20/22	01/25/22	20,306,528.94	1.77	53,663.32	20,029,517.19	18,111,397.03	
FRESB 2022-SB97	DTD 04/01/2022 1.780% 02/01/2027	30311SAA7	AA+	Aaa	04/13/22	04/22/22	21,004,464.53	2.66	32,442.38	21,130,562.88	19,758,714.36	
FHMS KJ39 A1	DTD 04/01/2022 2.750% 04/01/2027	3137H73W1	AA+	Aaa	04/13/22	04/21/22	38,382,192.85	2.75	87,973.71	38,383,087.20	36,442,021.74	
FHLMC MULTIFAMILY STRUCTURED P	DTD 07/01/2017 3.243% 04/01/2027	3137F1G44	AA+	Aaa	04/19/22	04/22/22	50,287,109.38	3.12	135,125.00	50,246,707.28	47,609,384.00	
FRESB 2022-SB103 ASF	DTD 10/01/2022 2.080% 06/01/2027	30329MAA0	AA+	Aaa	10/19/22	10/28/22	7,607,210.77	4.60	14,718.19	7,641,476.30	7,698,458.72	
FHLMC MULTIFAMILY STRUCTURED P	DTD 08/01/2017 3.117% 06/01/2027	3137F2LJ3	AA+	Aaa	02/15/22	02/18/22	38,105,812.06	2.27	94,958.93	37,851,424.07	34,609,424.27	
FHMS K068 A2	DTD 10/27/2017 3.244% 08/01/2027	3137FBBX3	AA+	Aaa	06/29/22	06/30/22	79,984,777.50	3.59	219,797.22	79,984,777.50	77,276,874.67	
FHMS K739 A2	DTD 11/01/2020 1.336% 09/01/2027	3137F64P9	AA+	Aaa	10/04/22	10/07/22	10,481,250.00	4.20	13,360.00	10,554,217.88	10,472,252.88	
FHMS K740 A2	DTD 11/01/2020 1.470% 09/01/2027	3137F72B0	AA+	Aaa	10/04/22	10/07/22	19,243,125.00	4.31	26,950.00	19,375,578.21	19,201,663.36	
FRESB 2022-SB104 ASF	DTD 11/01/2022 2.600% 09/01/2027	30329QAA1	AA+	Aaa	11/08/22	11/18/22	23,715,588.46	4.63	56,290.14	23,772,588.96	23,832,285.70	
Security Type Sub-Total		1,074,992,544.03					1,084,688,634.87	2.76	2,692,725.15	1,076,375,232.35	1,029,021,259.52	

Federal Agency Bond / Note

FEDERAL FARM CREDIT BANK NOTES	DTD 02/03/2021 0.125% 02/03/2023	3133EMPH9	AA+	Aaa	01/26/21	02/03/21	9,994,400.00	0.15	5,138.89	9,999,746.85	9,962,770.00
FEDERAL FARM CREDIT BANK NOTES	DTD 02/03/2021 0.125% 02/03/2023	3133EMPH9	AA+	Aaa	01/26/21	02/03/21	39,977,600.00	0.15	20,555.55	39,998,987.40	39,851,080.00
FEDERAL HOME LOAN BANKS NOTES	DTD 02/21/2020 1.375% 02/17/2023	3130AJ7E3	AA+	Aaa	02/20/20	02/21/20	49,908,000.00	1.44	255,902.78	49,996,040.29	49,800,900.00



Managed Account Detail of Securities Held

For the Month Ending December 31, 2022

SAN BERNARDINO COUNTY - 76990800

Security Type/Description Dated Date/Coupon/Maturity	CUSIP	S&P Rating	Moody's Rating	Trade Date	Settle Date	Original Cost	YTM at Cost	Accrued Interest	Amortized Cost	Market Value
FEDERAL HOME LOAN BANKS NOTES DTD 03/01/2018 2.750% 03/10/2023	3130ADRG9	AA+	Aaa	01/07/19	01/09/19	10,042,680.00	2.64	84,791.67	10,001,908.11	9,965,150.00
FREDDIE MAC NOTES DTD 04/20/2020 0.375% 04/20/2023	3137EAEQ8	AA+	Aaa	04/17/20	04/20/20	49,875,000.00	0.46	36,979.17	49,987,557.08	49,368,650.00
FREDDIE MAC NOTES DTD 05/07/2020 0.375% 05/05/2023	3137EAER6	AA+	Aaa	05/05/20	05/07/20	99,958,000.00	0.39	58,333.33	99,995,235.13	98,532,600.00
FCB NOTES DTD 05/10/2021 0.125% 05/10/2023	3133EMYX4	AA+	Aaa	05/05/21	05/10/21	55,928,320.00	0.19	9,916.67	55,987,333.26	55,096,944.00
FANNIE MAE NOTES DTD 05/22/2020 0.250% 05/22/2023	3135G04Q3	AA+	Aaa	05/20/20	05/22/20	99,699,000.00	0.35	27,083.33	99,961,241.10	98,270,100.00
FFCB FLOATING NOTES DTD 06/09/2020 4.620% 06/09/2023	3133ELH72	AA+	Aaa	06/03/20	06/09/20	45,000,000.00	0.39	128,549.97	45,000,000.00	45,066,195.00
FREDDIE MAC NOTES DTD 06/26/2020 0.250% 06/26/2023	3137EAES4	AA+	Aaa	06/24/20	06/26/20	22,932,840.00	0.35	798.61	22,989,205.33	22,500,785.00
FEDERAL HOME LOAN BANKS NOTES DTD 12/16/2022 4.730% 07/03/2023	3130AUBJ2	AA+	Aaa	12/15/22	12/16/22	50,000,000.00	4.73	98,541.67	50,000,000.00	49,975,050.00
FEDERAL HOME LOAN BANK NOTES DTD 12/12/2022 4.800% 07/03/2023	3130AU6Y5	AA+	Aaa	12/08/22	12/12/22	75,000,000.00	4.81	190,000.00	75,000,000.00	74,988,225.00
FEDERAL HOME LOAN BANKS NOTES DTD 12/07/2022 4.800% 07/03/2023	3130AU4Z4	AA+	Aaa	12/05/22	12/07/22	150,000,000.00	4.81	480,000.00	150,000,000.00	149,976,450.00
FANNIE MAE NOTES DTD 07/10/2020 0.250% 07/10/2023	3135G05G4	AA+	Aaa	07/08/20	07/10/20	49,892,500.00	0.32	59,375.00	49,981,347.03	48,838,500.00
FEDERAL HOME LOAN BANKS NOTES DTD 12/07/2022 4.860% 08/01/2023	3130AU4C5	AA+	Aaa	12/02/22	12/07/22	100,000,000.00	4.87	324,000.00	100,000,000.00	100,001,300.00
FEDERAL HOME LOAN BANKS NOTES DTD 12/19/2022 4.780% 08/01/2023	3130AUBU7	AA+	Aaa	12/15/22	12/19/22	100,000,000.00	4.79	159,333.33	100,000,000.00	99,956,800.00
FEDERAL HOME LOAN BANKS NOTES DTD 12/27/2022 4.820% 08/01/2023	3130AUD27	AA+	Aaa	12/20/22	12/27/22	100,000,000.00	4.83	53,555.56	100,000,000.00	99,979,800.00



Managed Account Detail of Securities Held

For the Month Ending December 31, 2022

SAN BERNARDINO COUNTY - 76990800

Security Type/Description	Dated Date/Coupon/Maturity	CUSIP	S&P Rating	Moody's Rating	Trade Date	Settle Date	Original Cost	YTM at Cost	Accrued Interest	Amortized Cost	Market Value
Federal Agency Bond / Note											
FEDERAL FARM CREDIT BANKS NOTES	DTD 08/14/2019 1.600% 08/14/2023	3133EKZK5	AA+	Aaa	08/28/19	08/29/19	10,047,100.00	1.48	60,888.89	10,007,328.84	9,804,270.00
FREDDIE MAC NOTES	DTD 08/21/2020 0.250% 08/24/2023	3137EAEV7	AA+	Aaa	08/19/20	08/21/20	44,954,100.00	0.28	39,687.50	44,990,176.23	43,698,645.00
FEDERAL HOME LOAN BANK NOTES	DTD 09/10/2021 0.125% 08/28/2023	3130ANYM6	AA+	Aaa	09/09/21	09/10/21	49,894,000.00	0.23	21,354.17	49,964,666.67	48,489,800.00
FEDERAL HOME LOAN BANKS NOTES	DTD 12/01/2022 4.860% 09/01/2023	3130AUZL7	AA+	Aaa	11/29/22	12/01/22	100,000,000.00	4.87	405,000.00	100,000,000.00	99,982,300.00
FREDDIE MAC NOTES	DTD 09/04/2020 0.250% 09/08/2023	3137EAEW5	AA+	Aaa	09/03/20	09/04/20	31,989,440.00	0.26	25,111.11	31,997,597.82	31,017,344.00
FREDDIE MAC NOTES	DTD 10/16/2020 0.125% 10/16/2023	3137EAEY1	AA+	Aaa	10/14/20	10/16/20	63,761,280.00	0.25	16,666.67	63,937,213.37	61,660,608.00
FREDDIE MAC NOTES	DTD 11/05/2020 0.250% 11/06/2023	3137EAEZ8	AA+	Aaa	11/03/20	11/05/20	74,932,500.00	0.28	28,645.83	74,980,969.43	72,139,050.00
FEDERAL HOME LOAN BANK NOTES	DTD 11/12/2021 0.500% 11/09/2023	3130APU29	AA+	Aaa	11/10/21	11/12/21	34,983,900.00	0.52	25,277.78	34,993,090.51	33,723,830.00
FANNIE MAE NOTES	DTD 11/25/2020 0.250% 11/27/2023	3135G06H1	AA+	Aaa	11/23/20	11/25/20	49,943,000.00	0.29	11,805.56	49,982,853.24	47,959,250.00
FREDDIE MAC NOTES	DTD 12/04/2020 0.250% 12/04/2023	3137EAF2A	AA+	Aaa	12/02/20	12/04/20	61,938,620.00	0.28	11,625.00	61,981,109.53	59,416,088.00
FANNIE MAE NOTES	DTD 02/08/2019 2.500% 02/05/2024	3135G0V34	AA+	Aaa	02/07/19	02/08/19	99,628,000.00	2.58	1,013,888.89	99,918,376.30	97,542,500.00
FHLB BONDS	DTD 02/15/2019 2.500% 02/13/2024	3130AFW94	AA+	Aaa	02/14/19	02/15/19	49,823,000.00	2.58	479,166.67	49,960,407.89	48,746,650.00
FEDERAL HOME LOAN BANK NOTES	DTD 03/25/2022 2.125% 02/28/2024	3130ARHG9	AA+	Aaa	03/24/22	03/25/22	29,965,800.00	2.19	217,812.50	29,979,480.00	29,102,400.00
FEDERAL HOME LOAN BANKS NOTES	DTD 02/12/2014 3.250% 03/08/2024	3130A0XE5	AA+	Aaa	09/26/22	09/27/22	49,164,800.00	4.45	510,069.44	49,316,654.55	49,117,350.00



Managed Account Detail of Securities Held

For the Month Ending December 31, 2022

SAN BERNARDINO COUNTY - 76990800

Security Type/Description	Dated Date/Coupon/Maturity	CUSIP	S&P Rating	Moody's Rating	Trade Date	Settle Date	Original Cost	YTM at Cost	Accrued Interest	Amortized Cost	Market Value
Federal Agency Bond / Note											
FHLMC (CALLABLE) NOTES	DTD 04/29/2020 0.570% 04/29/2024	3134GVPP7	AA+	Aaa	04/27/20	04/29/20	25,000,000.00	0.57	24,541.67	25,000,000.00	23,666,000.00
FEDERAL FARM CREDIT BANK NOTES	DTD 05/16/2022 2.625% 05/16/2024	3133ENWP1	AA+	Aaa	05/10/22	05/16/22	39,946,000.00	2.69	131,250.00	39,962,990.42	38,878,400.00
FHLMC (CALLABLE) NOTES	DTD 05/20/2020 0.510% 05/20/2024	3134GVUY2	AA+	Aaa	05/12/20	05/20/20	25,000,000.00	0.51	14,520.83	25,000,000.00	23,595,625.00
FHLMC (CALLABLE) NOTES	DTD 05/20/2020 0.500% 05/20/2024	3134GVXC7	AA+	Aaa	05/18/20	05/20/20	25,000,000.00	0.50	14,236.11	25,000,000.00	23,592,325.00
FEDERAL HOME LOAN BANK NOTES	DTD 11/07/2022 4.875% 06/14/2024	3130ATVC8	AA+	Aaa	11/29/22	11/30/22	50,064,000.00	4.78	365,625.00	50,060,355.87	50,078,450.00
FEDERAL HOME LOAN BANK NOTES	DTD 06/10/2022 2.750% 06/28/2024	3130ASD55	AA+	Aaa	06/09/22	06/10/22	49,884,000.00	2.87	11,458.33	49,915,749.00	48,593,600.00
FANNIE MAE NOTES	DTD 07/08/2019 1.750% 07/02/2024	3135GOV75	AA+	Aaa	07/08/19	07/09/19	24,781,000.00	1.94	217,534.72	24,934,059.34	23,932,800.00
FEDERAL HOME LOAN BANK NOTES	DTD 07/08/2022 3.000% 07/08/2024	3130ASME6	AA+	Aaa	07/06/22	07/08/22	24,951,500.00	3.10	360,416.67	24,963,243.50	24,372,625.00
FEDERAL HOME LOAN BANK NOTES	DTD 08/15/2014 2.875% 09/13/2024	3130A2UW4	AA+	Aaa	09/23/19	09/24/19	26,450,750.00	1.65	215,625.00	25,496,098.98	24,269,300.00
FEDERAL HOME LOAN BANK NOTES	DTD 08/15/2014 2.875% 09/13/2024	3130A2UW4	AA+	Aaa	09/25/19	09/26/19	26,433,325.00	1.67	215,625.00	25,490,680.72	24,269,300.00
FEDERAL FARM CREDIT BANK NOTES	DTD 09/26/2022 4.250% 09/26/2024	3133ENP79	AA+	Aaa	09/22/22	09/26/22	49,996,000.00	4.25	560,763.89	49,996,530.78	49,654,100.00
FEDERAL HOME LOAN BANK NOTES	DTD 10/28/2022 4.500% 10/03/2024	3130ATT31	AA+	Aaa	10/27/22	10/28/22	74,918,250.00	4.56	590,625.00	74,925,776.56	74,814,525.00
FANNIE MAE NOTES	DTD 10/18/2019 1.625% 10/15/2024	3135GOW66	AA+	Aaa	10/17/19	10/18/19	24,957,250.00	1.66	85,763.89	24,984,695.31	23,720,625.00
FEDERAL FARM CREDIT BANK NOTES	DTD 11/18/2022 4.500% 11/18/2024	3133ENZ94	AA+	Aaa	11/16/22	11/16/22	49,947,000.00	4.56	268,750.00	49,950,326.06	49,880,500.00



Managed Account Detail of Securities Held

For the Month Ending December 31, 2022

SAN BERNARDINO COUNTY - 76990800

Security Type/Description	Dated Date/Coupon/Maturity	CUSIP	S&P Rating	Moody's Rating	Trade Date	Settle Date	Original Cost	YTM at Cost	Accrued Interest	Amortized Cost	Market Value	
Federal Agency Bond / Note												
FFCB NOTES	DTD 11/18/2021 0.875% 11/18/2024	3133ENEJ5	AA+	Aaa	11/15/21	11/18/21	74,913,750.00	0.91	78,385.42	74,945,936.36	70,064,325.00	
FEDERAL HOME LOAN BANK NOTES	DTD 11/06/2014 2.750% 12/13/2024	3130A3GE8	AA+	Aaa	12/04/19	12/05/19	10,515,630.00	1.68	13,750.00	10,200,070.06	9,665,410.00	
FEDERAL HOME LOAN BANK NOTES	DTD 11/06/2014 2.750% 12/13/2024	3130A3GE8	AA+	Aaa	12/03/19	12/05/19	26,384,500.00	1.60	34,375.00	25,537,201.09	24,163,525.00	
FEDERAL HOME LOAN BANK NOTES	DTD 11/06/2014 2.750% 12/13/2024	3130A3GE8	AA+	Aaa	12/04/19	12/05/19	26,287,500.00	1.68	34,375.00	25,499,564.03	24,163,525.00	
FEDERAL HOME LOAN BANK NOTES	DTD 12/22/2021 1.000% 12/20/2024	3130AQF40	AA+	Aaa	07/20/22	07/21/22	23,641,500.00	3.36	7,638.89	23,893,814.84	23,347,300.00	
FEDERAL HOME LOAN BANK NOTES	DTD 12/22/2021 1.000% 12/20/2024	3130AQF40	AA+	Aaa	07/20/22	07/21/22	23,665,000.00	3.32	7,638.89	23,912,950.17	23,347,300.00	
FFCB NOTES	DTD 01/11/2022 1.125% 01/06/2025	3133ENKS8	AA+	Aaa	01/06/22	01/11/22	37,914,500.00	1.20	207,812.50	37,942,320.81	35,537,714.00	
FANNIE MAE NOTES	DTD 01/10/2020 1.625% 01/07/2025	3135G0X24	AA+	Aaa	01/08/20	01/10/20	74,760,750.00	1.69	589,062.50	74,903,329.36	70,846,800.00	
FREDDIE MAC NOTES	DTD 02/14/2020 1.500% 02/12/2025	3137EAEP0	AA+	Aaa	02/13/20	02/14/20	49,961,500.00	1.52	289,583.33	49,983,692.88	47,026,500.00	
FEDERAL FARM CREDIT BANK NOTES	DTD 02/15/2022 1.750% 02/14/2025	3133ENPG9	AA+	Aaa	02/10/22	02/15/22	29,919,900.00	1.84	199,791.67	29,943,308.22	28,360,980.00	
FEDERAL HOME LOAN BANKS NOTES	DTD 02/17/2015 2.375% 03/14/2025	3130A4CH3	AA+	Aaa	12/05/19	12/06/19	26,658,094.40	1.74	182,405.28	26,181,262.24	24,724,900.64	
FANNIE MAE NOTES	DTD 04/24/2020 0.625% 04/22/2025	3135G03U5	AA+	Aaa	04/22/20	04/24/20	49,897,000.00	0.67	59,895.83	49,952,452.85	45,870,600.00	
FHLMC (CALLABLE) NOTES	DTD 05/06/2020 0.700% 05/06/2025	3134GVPR3	AA+	Aaa	04/27/20	05/06/20	25,000,000.00	0.70	26,736.11	25,000,000.00	22,948,675.00	
FANNIE MAE NOTES	DTD 06/19/2020 0.500% 06/17/2025	3135G04Z3	AA+	Aaa	06/17/20	06/19/20	49,896,500.00	0.54	9,722.22	49,949,044.41	45,511,000.00	



Managed Account Detail of Securities Held

For the Month Ending December 31, 2022

SAN BERNARDINO COUNTY - 76990800

Security Type/Description	Dated Date/Coupon/Maturity	CUSIP	S&P Rating	Moody's Rating	Trade Date	Settle Date	Original Cost	YTM at Cost	Accrued Interest	Amortized Cost	Market Value
Federal Agency Bond / Note											
FREDDIE MAC NOTES	DTD 07/23/2020 0.375% 07/21/2025	3137EAEU9	AA+	Aaa	07/21/20	07/23/20	44,775,900.00	0.48	75,000.00	44,885,492.76	40,719,150.00
FANNIE MAE NOTES	DTD 08/27/2020 0.375% 08/25/2025	3135G05X7	AA+	Aaa	08/25/20	08/27/20	49,766,000.00	0.47	65,625.00	49,875,944.08	45,088,700.00
FREDDIE MAC (CALLABLE) NOTES	DTD 09/02/2020 0.550% 09/02/2025	3134GWA22	AA+	Aaa	09/02/20	09/03/20	19,900,000.00	0.55	36,179.31	19,900,000.00	18,013,738.70
FEDERAL HOME LOAN BANK NOTES	DTD 09/11/2020 0.375% 09/04/2025	3130AK5E2	AA+	Aaa	09/10/20	09/11/20	13,958,000.00	0.44	17,062.50	13,977,441.45	12,619,124.00
FREDDIE MAC NOTES	DTD 09/25/2020 0.375% 09/23/2025	3137EAEX3	AA+	Aaa	09/23/20	09/25/20	19,939,800.00	0.44	20,416.67	19,967,127.63	17,976,240.00
FANNIE MAE NOTES	DTD 11/12/2020 0.500% 11/07/2025	3135G06G3	AA+	Aaa	11/09/20	11/12/20	44,838,900.00	0.57	33,750.00	44,907,904.94	40,433,085.00
FANNIE MAE NOTES (CALLABLE)	DTD 12/18/2020 0.875% 12/18/2026	3135G06L2	AA+	Aaa	12/08/22	12/09/22	39,102,150.00	4.18	14,060.76	39,186,606.16	38,744,815.00
FEDERAL HOME LOAN BANK NOTES	DTD 12/22/2021 1.250% 12/21/2026	3130AQF65	AA+	Aaa	11/30/22	12/01/22	44,534,000.00	4.21	17,361.11	44,648,413.23	44,627,200.00
Security Type Sub-Total							3,182,793,829.40	2.26	9,957,219.64	3,181,782,910.07	3,091,650,166.34

Security Type Sub-Total 3,194,240,000.00

Corporate Note

US BANK NA CINCINNATI	DTD 12/09/2019 1.950% 01/09/2023	90331HPF4	AA-	A1	12/05/19	12/09/19	11,989,920.00	1.98	111,800.00	11,999,928.45	11,994,816.00
BANK OF NY MELLON CORP NOTES (CALLABLE)	DTD 01/28/2020 1.850% 01/27/2023	06406RAM9	A	A1	04/23/20	04/27/20	5,072,350.00	1.31	39,569.44	5,000,073.83	4,987,830.00
BANK OF NY MELLON CORP NOTES (CALLABLE)	DTD 01/28/2020 1.850% 01/27/2023	06406RAM9	A	A1	03/15/22	03/17/22	17,270,654.52	1.65	136,443.36	17,241,101.91	17,199,035.41



Managed Account Detail of Securities Held

For the Month Ending December 31, 2022

SAN BERNARDINO COUNTY - 76990800

Security Type/Description	Dated Date/Coupon/Maturity	CUSIP	S&P Rating	Moody's Rating	Trade Date	Settle Date	Original Cost	YTM at Cost	Accrued Interest	Amortized Cost	Market Value
Corporate Note											
TOTOTA MOTOR CREDIT CORP CORP NOTE (FLOA)	12/13/2021 4.660% 06/13/2023	89236TJ55	A+	A1	12/08/21	12/13/21	10,000,000.00	0.40	23,719.45	10,000,000.00	9,993,830.00
JOHN DEERE CAPITAL CORP CORPORATE NOTES	06/04/2020 0.700% 07/05/2023	24422EVH9	A	A2	06/01/20	06/04/20	2,997,540.00	0.73	10,266.67	2,999,595.83	2,936,655.00
CHEVRON USA INC CORPORATE NOTES	08/12/2020 0.426% 08/11/2023	166756AJ5	AA-	Aa2	08/10/20	08/12/20	10,000,000.00	0.43	16,566.67	10,000,000.00	9,730,110.00
JOHN DEERE CAPITAL CORP CORPORATE NOTES	10/09/2020 0.400% 10/10/2023	24422EVJ5	A	A2	10/06/20	10/09/20	2,996,520.00	0.44	2,700.00	2,999,104.60	2,897,862.00
JOHN DEERE CAPITAL CORP CORPORATE NOTES	01/10/2022 0.900% 01/10/2024	24422EVX4	A	A2	01/04/22	01/10/22	2,999,520.00	0.91	12,825.00	2,999,754.08	2,890,347.00
BANK OF NY MELLON CORP NOTES (CALLABLE)	02/04/2014 3.650% 02/04/2024	06406HCS6	A	A1	11/18/21	11/22/21	7,363,010.52	0.96	103,688.29	7,150,563.15	6,845,124.48
TOYOTA MOTOR CREDIT CORP CORPORATE NOTES	03/22/2022 2.500% 03/22/2024	89236TJX4	A+	A1	03/18/22	03/22/22	19,987,600.00	2.53	137,500.00	19,992,434.47	19,446,500.00
AMAZON.COM INC CORPORATE NOTES	04/13/2022 2.730% 04/13/2024	023135CD6	AA	A1	04/11/22	04/13/22	50,000,000.00	2.73	295,750.00	50,000,000.00	48,758,700.00
BANK ON NY MELLON CORP FLT NOTES (CALLAB)	04/26/2021 4.570% 04/26/2024	06406GRAT4	A	A1	04/19/21	04/26/21	15,000,000.00	0.27	112,259.89	15,000,000.00	14,888,745.00
BANK OF NY MELLON CORP NOTES (CALLABLE)	04/26/2021 0.500% 04/26/2024	06406RAS6	A	A1	04/19/21	04/26/21	34,962,550.00	0.54	31,597.22	34,983,564.37	33,008,815.00



Managed Account Detail of Securities Held

For the Month Ending December 31, 2022

SAN BERNARDINO COUNTY - 76990800

Security Type/Description	Dated Date/Coupon/Maturity	CUSIP	S&P Rating	Moody's Rating	Trade Date	Settle Date	Original Cost	YTM at Cost	Accrued Interest	Amortized Cost	Market Value
Corporate Note											
JOHN DEERE CAPITAL CORP CORPORATE NOTES	DTD 06/10/2021 0.450% 06/07/2024	24422EVO9	A	A2	06/07/21	06/10/21	29,962,500.00	0.49	9,000.00	29,982,056.27	28,200,630.00
TOYOTA MOTOR CREDIT CORP CORPORATE NOTES	DTD 06/18/2021 0.500% 06/18/2024	89236TJH9	A+	A1	06/15/21	06/18/21	14,982,150.00	0.54	2,708.33	14,991,303.01	14,086,290.00
TOTOTA MOTOR CREDIT CORP NOTE (FLOAT)	DTD 06/18/2021 4.570% 06/18/2024	89236TJJS	A+	A1	06/15/21	06/18/21	20,000,000.00	0.27	32,955.85	20,000,000.00	19,833,960.00
JOHN DEERE CAPITAL CORP CORPORATE NOTES	DTD 09/10/2021 0.625% 09/10/2024	24422EVU0	A	A2	09/07/21	09/10/21	14,990,250.00	0.65	28,906.25	14,994,502.28	13,987,005.00
TOYOTA MOTOR CREDIT CORP CORPORATE NOTES	DTD 09/13/2021 0.625% 09/13/2024	89236TJNG	A+	A1	09/08/21	09/13/21	39,981,200.00	0.64	75,000.00	39,989,347.81	37,281,800.00
JOHN DEERE CAPITAL CORP CORPORATE NOTES	DTD 10/11/2022 4.550% 10/11/2024	24422EWM7	A	A2	10/05/22	10/11/22	14,990,400.00	4.58	151,666.67	14,991,476.88	14,944,650.00
BANK OF NY MELLON CORP (CALLABLE) CORPOR	DTD 10/25/2021 0.850% 10/25/2024	06406RAX5	A	A1	10/20/21	10/25/21	49,967,500.00	0.87	77,916.67	49,980,339.87	46,655,950.00
BANK OF NY MELLON CORP FLT NOTES (CALLAB	DTD 10/25/2021 4.510% 10/25/2024	06406RAY3	A	A1	10/20/21	10/25/21	50,000,000.00	0.25	373,093.00	50,000,000.00	49,350,100.00
AMAZON.COM INC CORPORATE NOTES	DTD 12/01/2022 4.700% 11/29/2024	023135CM6	AA	A1	11/29/22	12/01/22	24,983,250.00	4.74	97,916.67	24,983,962.28	25,013,200.00
JOHN DEERE CAPITAL CORP CORPORATE NOTES	DTD 01/10/2022 1.250% 01/10/2025	24422EVY2	A	A2	01/04/22	01/10/22	9,995,300.00	1.27	59,375.00	9,996,826.64	9,344,110.00



Managed Account Detail of Securities Held

For the Month Ending December 31, 2022

SAN BERNARDINO COUNTY - 76990800

Security Type/Description	Dated Date/Coupon/Maturity	CUSIP	S&P Rating	Moody's Rating	Trade Date	Settle Date	Original Cost	YTM at Cost	Accrued Interest	Amortized Cost	Market Value	
Corporate Note												
JOHN DEERE CAPITAL CORP CORPORATE NOTES	2.125% 03/07/2025	24422EWB1	A	A2	03/02/22	03/07/22	6,996,990.00	2.14	47,104.17	6,997,813.91	6,618,409.00	
AMAZON.COM INC CORPORATE NOTES	3.000% 04/13/2025	023135CE4	AA	A1	04/11/22	04/13/22	49,920,500.00	3.06	325,000.00	49,939,577.10	48,235,500.00	
BANK OF NY MELLON CORP (CALLABLE) CORP N		06406RBC0	A	A1	04/19/22	04/26/22	49,993,000.00	3.36	307,083.33	49,994,598.17	48,426,800.00	
BANK OF NY MELLON CORP CORP NOTES (CALLA)	3.350% 04/25/2025	06406RBF3	A	A1	06/08/22	06/13/22	20,000,000.00	3.43	34,300.00	20,000,000.00	19,560,040.00	
MET TOWER GLOBAL FUNDING NOTES	3.700% 06/13/2025	58989VZE3	AA-	Aa3	06/06/22	06/13/22	34,965,700.00	3.73	64,750.00	34,972,021.72	33,953,325.00	
TOYOTA MOTOR CREDIT CORP CORPORATE NOTES	3.950% 06/30/2025	89236TKC8	A+	A1	06/27/22	06/30/22	14,985,750.00	3.98	1,645.83	14,988,155.34	14,718,930.00	
JOHN DEERE CAPITAL CORP CORPORATE NOTES	4.050% 09/08/2025	24422EWJ4	A	A2	09/06/22	09/08/22	6,996,500.00	4.07	88,987.50	6,996,867.24	6,887,258.00	
WALMART INC CORPORATE NOTES	3.900% 09/09/2025	931142EW9	AA	Aa2	09/06/22	09/09/22	4,996,500.00	3.93	60,666.67	4,996,864.05	4,931,190.00	
NESTLE HOLDINGS INC CORP NOTE	4.000% 09/12/2025	641062BA1	AA-	Aa3	09/06/22	09/13/22	4,998,350.00	4.01	60,000.00	4,998,515.75	4,918,840.00	
TOYOTA MOTOR CREDIT CORP CORP NOTES	5.400% 11/10/2025	89236TKK0	A+	A1	11/07/22	11/10/22	24,970,500.00	5.44	191,250.00	24,971,899.64	25,418,750.00	
BANK OF NY MELLON (CALLABLE) NOTES	5.224% 11/21/2025	06405LAC5	AA-	Aa2	11/15/22	11/22/22	5,000,000.00	5.22	28,296.67	5,000,000.00	5,009,230.00	
AMAZON.COM INC CORPORATE NOTES	4.600% 12/01/2025	023135CN4	AA	A1	11/29/22	12/01/22	24,998,500.00	4.60	95,833.33	24,998,542.43	24,983,200.00	



Managed Account Detail of Securities Held

For the Month Ending December 31, 2022

SAN BERNARDINO COUNTY - 76990800												
Security Type/Description	CUSIP	Par	S&P Rating	Moody's Rating	Trade Date	Settle Date	Original Cost	YTM at Cost	Accrued Interest	Amortized Cost	Market Value	
Security Type Sub-Total		709,198,000.00					709,314,505.04	2.21	3,248,141.93	709,130,791.08	687,937,536.89	
Commercial Paper												
CITIGROUP GLOBAL MARKETS COMM PAPER DTD 03/31/2022 0.000% 01/03/2023	17327BN35	50,000,000.00	A-1	P-1	04/08/22	04/08/22	49,261,250.00	2.00	0.00	49,994,527.78	49,974,750.00	
METLIFE SHORT TERM FUND COMM PAPER DTD 07/27/2022 0.000% 01/10/2023	59157UNA4	36,200,000.00	A-1+	P-1	09/28/22	09/29/22	35,824,032.83	3.67	0.00	36,167,148.50	36,152,831.40	
METLIFE SHORT TERM FUND COMM PAPER DTD 07/27/2022 0.000% 01/10/2023	59157UNA4	41,765,000.00	A-1+	P-1	09/28/22	09/29/22	41,331,235.67	3.67	0.00	41,727,098.26	41,710,580.21	
THUNDER BAY FUNDING LLC COMM PAPER DTD 07/11/2022 0.000% 01/17/2023	88602UNB2	50,000,000.00	A-1+	P-1	07/12/22	07/13/22	49,203,750.00	3.20	0.00	49,956,250.00	49,926,450.00	
BEDFORD ROW FUNDING COMM PAPER DTD 09/29/2022 0.000% 01/13/2023	07644BND0	25,000,000.00	A-1+	P-1	09/28/22	09/29/22	24,716,597.22	3.89	0.00	24,967,916.67	24,956,300.00	
FAIRWAY FINANCE CORP COMM PAPER DTD 07/11/2022 0.000% 01/13/2023	30601WIND7	35,000,000.00	A-1	P-1	07/12/22	07/13/22	34,432,922.22	3.22	0.00	34,963,016.67	34,939,065.00	
LA FAYETTE ASSET SECURIT COMM PAPER DTD 07/11/2022 0.000% 01/17/2023	50286MNH0	25,000,000.00	A-1	P-1	07/12/22	07/13/22	24,582,222.22	3.25	0.00	24,964,444.44	24,944,900.00	
GTA FUNDING LLC COMM PAPER -- 0.000% 01/20/2023	40060XNLO	125,000,000.00	A-1+	P-1	10/27/22	10/28/22	123,672,916.67	4.60	0.00	124,699,826.39	124,670,625.00	
CHARTA LLC COMM PAPER DTD 09/28/2022 0.000% 02/01/2023	16115WP19	50,000,000.00	A-1	P-1	09/28/22	09/28/22	49,300,000.00	4.06	0.00	49,827,777.78	49,789,250.00	
JOHNSON & JOHNSON COMM PAPER DTD 11/29/2022 0.000% 02/01/2023	47816GP11	75,000,000.00	A-1+	P-1	11/29/22	11/29/22	74,453,333.33	4.13	0.00	74,735,208.33	74,701,350.00	
CHARIOT FUNDING LLC COMM PAPER -- 0.000% 02/13/2023	15963UPD2	30,500,000.00	A-1	P-1	11/07/22	11/08/22	30,117,860.42	4.71	0.00	30,330,597.92	30,324,045.50	
GTA FUNDING LLC COMM PAPER -- 0.000% 02/28/2023	40060XPUS	50,000,000.00	A-1+	P-1	11/01/22	11/02/22	49,221,527.78	4.83	0.00	49,617,361.11	49,609,100.00	
AMAZON.COM INC COMM PAPER DTD 11/10/2022 0.000% 04/20/2023	02314ORL5	50,000,000.00	A-1+	P-1	11/10/22	11/14/22	48,968,597.22	4.83	0.00	49,283,930.55	49,286,950.00	



Managed Account Detail of Securities Held

For the Month Ending December 31, 2022

SAN BERNARDINO COUNTY - 76990800

Security Type/Description	Dated Date/Coupon/Maturity	CUSIP	S&P Rating	Moody's Rating	Trade Date	Settle Date	Original Cost	YTM at Cost	Accrued Interest	Amortized Cost	Market Value	
Commercial Paper												
JP MORGAN SECURITIES LLC COMM PAPER	466400S10	466400S10	A-1	P-1	11/07/22	11/08/22	48,808,583.33	5.05	0.00	49,178,333.33	49,187,450.00	
DTD 11/07/2022 0.000% 05/01/2023												
OLD LINE FUNDING LLC COMM PAPER	67983US12	67983US12	A-1+	P-1	11/28/22	11/28/22	93,029,013.89	4.95	0.00	93,464,166.67	93,431,550.00	
DTD 11/01/2022 0.000% 05/01/2023												
THUNDER BAY FUNDING LLC COMM PAPER	88602US35	88602US35	A-1+	P-1	11/29/22	11/29/22	24,477,951.39	4.95	0.00	24,589,097.22	24,582,225.00	
DTD 11/29/2022 0.000% 05/03/2023												
TOYOTA MOTOR CREDIT CORP COMM PAPER	89233HS39	89233HS39	A-1+	P-1	12/01/22	12/05/22	48,996,319.44	4.95	0.00	49,178,194.44	49,175,250.00	
DTD 12/01/2022 0.000% 05/03/2023												
JOHNSON & JOHNSON COMM PAPER	47816GT17	47816GT17	A-1+	P-1	12/07/22	12/08/22	73,268,229.17	4.86	0.00	73,505,729.17	73,480,050.00	
DTD 12/07/2022 0.000% 06/01/2023												
JP MORGAN SECURITIES LLC COMM PAPER	46640QUA7	46640QUA7	A-1	P-1	12/14/22	12/15/22	48,562,500.00	5.15	0.00	48,680,555.56	48,654,200.00	
DTD 10/13/2022 0.000% 07/10/2023												
Security Type Sub-Total							972,228,842.80	4.31	0.00	979,831,180.79	979,496,922.11	
Certificate of Deposit												
ROYAL BANK OF CANADA NY CERT DEPOS	78012U6B6	78012U6B6	A-1+	P-1	06/01/22	06/01/22	50,000,000.00	2.32	689,555.56	50,000,000.00	49,987,834.90	
DTD 06/01/2022 2.320% 01/03/2023												
BANK OF NOVA SCOTIA HOUS CERT DEPOS	06417MYV1	06417MYV1	A-1	P-1	06/01/22	06/01/22	50,000,000.00	2.30	683,611.11	50,000,000.00	49,987,726.75	
DTD 06/01/2022 2.300% 01/03/2023												
CREDIT AGRICOLE CIB NY CERT DEPOS	22536CBQ2	22536CBQ2	A-1	P-1	12/29/22	12/29/22	100,000,000.00	4.29	35,750.00	100,000,000.00	99,997,326.40	
DTD 12/29/2022 4.290% 01/05/2023												
CANADIAN IMP BK COMM NY CERT DEPOS	13606KFS0	13606KFS0	A-1	P-1	04/05/22	04/06/22	50,000,000.00	1.90	712,500.00	50,000,000.00	49,963,753.95	
DTD 04/06/2022 1.900% 01/09/2023												
BNP PARIBAS NY BRANCH CERT DEPOS	05586FYY7	05586FYY7	A-1	P-1	02/01/22	02/01/22	50,000,000.00	0.96	445,333.33	50,000,000.00	49,834,303.15	
DTD 02/01/2022 0.960% 02/01/2023												
CITIBANK NA CERT DEPOS	17305TSU2	17305TSU2	A-1	P-1	07/29/22	07/29/22	50,000,000.00	3.50	758,333.33	50,000,000.00	49,893,221.85	
DTD 07/29/2022 3.500% 03/01/2023												



Managed Account Detail of Securities Held

For the Month Ending December 31, 2022

SAN BERNARDINO COUNTY - 76990800

Security Type/Description	Dated Date/Coupon/Maturity	CUSIP	S&P Rating	Moody's Rating	Trade Date	Settle Date	Original Cost	YTM at Cost	Accrued Interest	Amortized Cost	Market Value
Certificate of Deposit											
CANADIAN IMP BK COMM NY CERT DEPOS	DTD 08/23/2022 3.560% 03/01/2023	13606KMD5	A-1	P-1	08/22/22	08/23/22	50,000,000.00	3.56	647,722.22	50,000,000.00	49,899,140.25
SVENSKA HANDELSBANKEN NY CERT DEPOS	DTD 08/22/2022 3.540% 03/01/2023	86959RFZ1	A-1+	P-1	08/22/22	08/22/22	50,000,000.00	3.54	649,000.00	50,000,000.00	49,897,448.65
ROYAL BANK OF CANADA NY CERT DEPOS	DTD 03/18/2022 1.910% 03/20/2023	78012U4K8	A-1+	P-1	03/16/22	03/18/22	50,000,000.00	1.91	766,652.78	50,000,000.00	49,685,334.65
TORONTO DOMINION BANK NY CERT DEPOS	DTD 04/21/2022 2.420% 05/01/2023	89114WWB8	A-1+	P-1	04/20/22	04/21/22	50,000,000.00	2.42	857,083.33	50,000,000.00	49,569,550.00
CANADIAN IMP BK COMM NY CERT DEPOS	DTD 04/27/2022 2.520% 05/01/2023	13606KGV2	A-1	P-1	04/27/22	04/27/22	50,000,000.00	2.52	871,500.00	50,000,000.00	49,586,150.00
CANADIAN IMP BK COMM NY CERT DEPOS	DTD 10/27/2022 5.180% 05/26/2023	13606KPQ3	A-1	P-1	10/27/22	10/27/22	75,000,000.00	5.18	712,250.00	75,000,000.00	75,018,995.70
BNP PARIBAS FORTIS SA CERT DEPOS	DTD 07/14/2022 3.650% 06/01/2023	34959TSD9	A-1	P-1	07/13/22	07/14/22	50,000,000.00	3.65	866,875.00	50,000,000.00	49,686,543.65
SVENSKA HANDELSBANKEN NY CERT DEPOS	DTD 06/08/2022 2.950% 06/07/2023	86959RZV5	A-1+	P-1	06/07/22	06/08/22	50,000,000.00	2.95	848,125.00	50,000,000.00	49,523,690.90
NORDEA BANK ABP NEW YORK CERT DEPOS	DTD 06/08/2022 2.970% 06/14/2023	65558UUF7	A-1+	P-1	06/07/22	06/08/22	50,000,000.00	2.97	853,875.00	50,000,000.00	49,492,200.00
COOPERATIEVE RABOBANK UA CERT DEPOS	DTD 08/24/2022 3.910% 07/03/2023	21684LDZ2	A-1	P-1	08/23/22	08/24/22	50,000,000.00	3.91	705,972.22	50,000,000.00	49,656,050.00
TORONTO DOMINION BANK NY CERT DEPOS	DTD 09/26/2022 5.000% 10/02/2023	89115BWE6	A-1+	P-1	09/26/22	09/26/22	50,000,000.00	5.00	673,611.11	50,000,000.00	49,831,950.00
Security Type Sub-Total							925,000,000.00	3.23	11,777,749.99	925,000,000.00	921,511,220.80
Asset-Backed Security											
TAOT 2019-D A3	DTD 11/13/2019 1.920% 01/16/2024	89233MAD5	AAA	Aaa	11/06/19	11/13/19	364,575.10	1.92	311.13	364,594.86	364,005.99



Managed Account Detail of Securities Held

For the Month Ending December 31, 2022

SAN BERNARDINO COUNTY - 76990800

Security Type/Description	Dated Date/Coupon/Maturity	CUSIP	S&P Rating	Moody's Rating	Trade Date	Settle Date	Original Cost	YTM at Cost	Accrued Interest	Amortized Cost	Market Value
Asset-Backed Security											
TAOT 2021-B A3	DTD 06/14/2021 0.460% 01/16/2024	89190GAB3	AAA	NR	06/08/21	06/14/21	951,111.70	0.46	194.45	951,122.17	949,890.07
MBALT 2021-B A2	DTD 06/29/2021 0.220% 01/16/2024	58769KAC8	AAA	NR	06/22/21	06/29/21	3,231,015.49	0.22	315.95	3,231,175.75	3,225,276.41
HAROT 2019-A A3	DTD 11/26/2019 1.830% 01/18/2024	43813VAC2	AAA	NR	11/19/19	11/26/19	1,017,872.57	1.83	672.76	1,018,008.22	1,014,689.22
HAROT 2020-1 A3	DTD 02/26/2020 1.610% 04/22/2024	43813RAC1	NR	Aaa	02/19/20	02/26/20	2,356,933.36	1.61	1,054.28	2,357,250.12	2,336,610.95
TLOT 2021-A A3	DTD 04/21/2021 0.390% 04/22/2024	89238EAC0	AAA	Aaa	04/13/21	04/21/21	3,566,570.42	0.39	425.07	3,566,805.69	3,518,320.86
HART 2021-B A2	DTD 07/28/2021 0.240% 05/15/2024	44934KAB0	AAA	NR	07/20/21	07/28/21	2,860,665.51	0.24	305.17	2,860,798.05	2,850,837.66
TAOT 2020-A A3	DTD 02/12/2020 1.660% 05/15/2024	89232HAC9	AAA	Aaa	02/04/20	02/12/20	2,933,027.71	1.66	2,164.08	2,933,171.36	2,916,146.63
TAOT 2021-C A2	DTD 09/27/2021 0.200% 05/15/2024	89239BAB7	AAA	Aaa	09/21/21	09/27/21	3,310,622.91	0.20	294.30	3,310,742.98	3,286,389.63
HAROT 2021-A A2	DTD 11/24/2021 0.390% 05/21/2024	43815GAB5	NR	Aaa	11/16/21	11/24/21	4,112,650.46	0.39	445.55	4,112,698.23	4,062,653.31
BMWLT 2022-1 A2	DTD 01/19/2022 0.670% 05/28/2024	05601XAB5	AAA	NR	01/11/22	01/19/22	2,708,011.36	0.67	302.39	2,708,012.02	2,687,191.62
JDOT 2021-B A2	DTD 07/21/2021 0.250% 06/17/2024	47789OAB6	NR	Aaa	07/13/21	07/21/21	7,808,675.74	0.25	867.65	7,808,763.65	7,759,426.09
MBART 2021-1 A2	DTD 09/22/2021 0.210% 07/15/2024	58772WAB9	AAA	Aaa	09/15/21	09/22/21	4,674,439.59	0.21	436.32	4,674,650.23	4,646,509.85
JOHN DEERE OWNER TRUST	DTD 03/11/2020 1.100% 08/15/2024	47789KAC7	NR	Aaa	03/04/20	03/11/20	1,047,862.02	1.10	512.32	1,047,902.62	1,038,115.47
TAOT 2021-D A2	DTD 11/15/2021 0.310% 08/15/2024	89238JAB1	AAA	NR	11/09/21	11/15/21	3,777,545.85	0.31	520.47	3,777,557.78	3,738,650.42



Managed Account Detail of Securities Held

For the Month Ending December 31, 2022

SAN BERNARDINO COUNTY - 76990800

Security Type/Description	Dated Date/Coupon/Maturity	CUSIP	S&P Rating	Moody's Rating	Trade Date	Settle Date	Original Cost	YTM at Cost	Accrued Interest	Amortized Cost	Market Value	
Asset-Backed Security												
TAOT 2022-A A2	DTD 01/31/2022 0.740% 10/15/2024	89239KAB7	NR	Aaa	01/25/22	01/31/22	2,918,467.40	0.74	959.88	2,918,493.92	2,879,420.46	
HART 2021-C A2A	DTD 11/17/2021 0.360% 10/15/2024	44935FAB0	AAA	NR	11/09/21	11/17/21	5,158,015.83	0.36	825.33	5,158,131.62	5,100,426.84	
JDOT 2022-A A2	DTD 03/16/2022 1.900% 11/15/2024	47787JAB4	NR	Aaa	03/10/22	03/16/22	4,746,935.37	1.90	4,008.74	4,747,012.87	4,694,389.62	
MBALT 2021-B A3	DTD 06/29/2021 0.400% 11/15/2024	58769KAD6	AAA	NR	06/22/21	06/29/21	16,498,754.25	0.40	2,933.33	16,499,310.05	16,034,959.05	
BMWLT 2021-2 A3	DTD 09/15/2021 0.330% 12/26/2024	09690AAC7	NR	Aaa	09/08/21	09/15/21	7,308,864.00	0.33	402.03	7,309,161.84	7,147,195.71	
BMWOT 2022-A A2A	DTD 05/18/2022 2.520% 12/26/2024	05602RAB7	AAA	Aaa	05/10/22	05/18/22	9,301,685.11	2.52	3,906.99	9,301,845.12	9,210,734.13	
TAOT 2022-B A2A	DTD 04/13/2022 2.350% 01/15/2025	89238FAB9	AAA	Aaa	04/07/22	04/13/22	6,786,543.32	2.35	7,088.48	6,786,620.52	6,702,930.13	
CHAIT 2020-A1 A1	DTD 02/18/2020 1.530% 01/15/2025	161571HP2	AAA	NR	02/10/20	02/18/20	7,998,167.20	1.53	5,440.00	7,999,238.46	7,994,520.00	
BMWLT 2022-1 A3	DTD 01/19/2022 1.100% 03/25/2025	05601XAC3	AAA	NR	01/11/22	01/19/22	8,248,766.63	1.10	1,512.50	8,249,135.26	7,971,895.80	
HART 2022-B A2A	DTD 07/20/2022 3.640% 05/15/2025	44918MAB6	AAA	NR	07/12/22	07/20/22	9,999,493.00	3.64	16,177.78	9,999,574.22	9,897,197.00	
JDOT 2022-B A2	DTD 07/20/2022 3.730% 06/16/2025	47800AAB6	NR	Aaa	07/12/22	07/20/22	10,498,888.05	3.73	17,406.67	10,499,060.81	10,408,093.50	
HAROT 2021-2 A3	DTD 05/26/2021 0.330% 08/15/2025	43811JAC1	AAA	Aaa	01/31/22	02/02/22	9,511,424.08	0.68	1,412.11	9,541,520.37	9,288,997.47	
HAROT 2021-2 A3	DTD 05/26/2021 0.330% 08/15/2025	43811JAC1	AAA	Aaa	05/18/21	05/26/21	18,292,511.83	0.33	2,683.00	18,292,782.49	17,649,095.20	
JDOT 2022-C A2	DTD 10/19/2022 4.980% 08/15/2025	47800BAB4	NR	Aaa	10/12/22	10/19/22	34,498,764.90	4.98	76,360.00	34,498,853.55	34,480,435.05	



Managed Account Detail of Securities Held

For the Month Ending December 31, 2022

SAN BERNARDINO COUNTY - 76990800

Security Type/Description	Dated Date/Coupon/Maturity	CUSIP	Par	S&P Rating	Moody's Rating	Trade Date	Settle Date	Original Cost	YTM at Cost	Accrued Interest	Amortized Cost	Market Value
Asset-Backed Security												
MBART 2022-1 A2	DTD 11/22/2022 5.260% 10/15/2025	58768PAB0	12,250,000.00	AAA	Aaa	11/15/22	11/22/22	12,249,217.23	5.26	28,637.78	12,249,246.82	12,273,025.10
TAOT 2021-B A3	DTD 06/14/2021 0.260% 11/17/2025	89190GAC1	37,000,000.00	AAA	NR	06/08/21	06/14/21	36,996,015.10	0.26	4,275.56	36,997,409.94	35,531,351.60
HART 2022-C A2A	DTD 11/09/2022 5.350% 11/17/2025	44933DAB7	37,500,000.00	AAA	NR	11/01/22	11/09/22	37,497,678.75	5.35	89,166.67	37,497,790.19	37,584,716.25
TAOT 2021-C A3	DTD 09/27/2021 0.430% 01/15/2026	89239BAC5	12,000,000.00	AAA	Aaa	09/21/21	09/27/21	11,999,043.60	0.43	2,293.33	11,999,324.25	11,380,480.80
HART 2021-B A3	DTD 07/28/2021 0.380% 01/15/2026	44934KAC8	17,000,000.00	AAA	NR	07/20/21	07/28/21	16,996,248.10	0.39	2,871.11	16,997,448.16	16,247,574.90
TAOT 2022-D A2A	DTD 11/08/2022 5.270% 01/15/2026	89239HAB4	24,000,000.00	NR	Aaa	11/01/22	11/08/22	23,999,733.60	5.27	56,213.33	23,999,745.96	24,033,264.00
HART 2021-4 A3	DTD 11/24/2021 0.880% 01/21/2026	43815GAC3	7,750,000.00	NR	Aaa	11/16/21	11/24/21	7,748,366.30	0.89	1,894.44	7,748,799.73	7,355,097.98
JDOT 2021-B A3	DTD 07/21/2021 0.520% 03/16/2026	47789OAC4	13,500,000.00	NR	Aaa	07/13/21	07/21/21	13,498,795.80	0.52	3,120.00	13,499,170.74	12,825,598.05
TAOT 2021-D A3	DTD 11/15/2021 0.710% 04/15/2026	89238JAC9	7,000,000.00	AAA	NR	11/09/21	11/15/21	6,999,850.90	0.71	2,208.89	6,999,889.01	6,599,579.70
HART 2021-C A3	DTD 11/17/2021 0.740% 05/15/2026	44935FAD6	5,500,000.00	AAA	NR	11/09/21	11/17/21	5,498,772.40	0.75	1,808.89	5,499,079.30	5,182,753.40
TAOT 2022-A A3	DTD 01/31/2022 1.230% 06/15/2026	89239KAC5	4,250,000.00	NR	Aaa	01/25/22	01/31/22	4,249,277.50	1.23	2,323.33	4,249,429.15	4,026,405.80
MBART 2021-1 A3	DTD 09/22/2021 0.460% 06/15/2026	58772WAC7	21,000,000.00	AAA	Aaa	09/15/21	09/22/21	20,997,253.20	0.46	4,293.33	20,997,994.37	19,945,724.40
BMWOT 2022-A A3	DTD 05/18/2022 3.210% 08/25/2026	05602RAD3	14,000,000.00	AAA	Aaa	05/10/22	05/18/22	13,999,272.00	3.21	7,490.00	13,999,378.40	13,643,336.00
TAOT 2022-B A3	DTD 04/13/2022 2.930% 09/15/2026	89238FAD5	12,000,000.00	AAA	Aaa	04/07/22	04/13/22	11,999,719.20	2.93	15,626.67	11,999,764.90	11,609,341.20



Managed Account Detail of Securities Held

For the Month Ending December 31, 2022

SAN BERNARDINO COUNTY - 76990800

Security Type/Description	Dated Date/Coupon/Maturity	CUSIP	S&P Rating	Moody's Rating	Trade Date	Settle Date	Original Cost	YTM at Cost	Accrued Interest	Amortized Cost	Market Value
Asset-Backed Security											
JDOT 2022-A A3	03/16/2022 2.320% 09/16/2026	47787JAC2	NR	Aaa	03/10/22	03/16/22	7,998,230.40	2.33	8,248.89	7,998,543.44	7,666,189.60
HART 2022-B A3	07/20/2022 3.720% 11/16/2026	44918MAD2	AAA	NR	07/12/22	07/20/22	10,999,995.60	3.72	18,186.67	10,999,996.06	10,787,195.10
JDOT 2022-B A3	07/20/2022 3.740% 02/16/2027	47800AAC4	NR	Aaa	07/12/22	07/20/22	8,599,178.70	3.74	14,295.11	8,599,259.75	8,376,525.56
AMXCA 2022-2 A	05/24/2022 3.390% 05/17/2027	02582JJT8	AAA	NR	05/17/22	05/24/22	19,995,576.00	3.39	30,133.33	19,996,115.93	19,414,918.00
JDOT 2022-C A3	10/19/2022 5.090% 06/15/2027	47800BAC2	NR	Aaa	10/12/22	10/19/22	28,958,752.63	5.09	65,516.22	28,958,850.46	29,022,487.10
HART 2022-C A3	11/09/2022 5.390% 06/15/2027	44933DAD3	AAA	NR	11/01/22	11/09/22	48,499,767.20	5.39	116,184.44	48,499,774.55	49,030,590.00
MBART 2022-1 A3	11/22/2022 5.210% 08/16/2027	58768PAC8	AAA	Aaa	11/15/22	11/22/22	20,495,945.10	5.21	47,468.89	20,496,038.96	20,667,480.90
TAOT 2022-D A3	11/08/2022 5.300% 09/15/2027	89239HAD0	NR	Aaa	11/01/22	11/08/22	70,493,041.65	5.30	166,066.67	70,493,253.70	71,347,684.95
AMXCA 2022-4 A	11/03/2022 4.950% 10/15/2027	02582JJX9	AAA	NR	10/27/22	11/03/22	32,998,363.20	4.95	72,600.00	32,998,416.64	33,228,769.20
Security Type Sub-Total							670,256,954.92	3.19	910,862.28	670,298,715.24	661,635,093.73
Managed Account Sub-Total							12,737,616,386.52	2.88	37,867,608.07	12,760,977,603.49	12,476,363,363.44
Securities Sub-Total							\$12,737,616,386.52	2.88%	\$37,867,608.07	\$12,760,977,603.49	\$12,476,363,363.44
Accrued Interest										\$37,867,608.07	
Total Investments											\$12,514,230,971.51



Managed Account Fair Market Value & Analytics

For the Month Ending December 31, 2022

SAN BERNARDINO COUNTY - 76990800

Security Type/Description	Dated Date/Coupon/Maturity	CUSIP	Par	Broker	Next Call Date	Market Price	Market Value	Unreal G/L On Cost	Unreal G/L Amort Cost	Effective Duration	YTM at Mkt
U.S. Treasury Bond / Note											
US TREASURY NOTES	DTD 05/31/2016 1.625% 05/31/2023	912828R69	50,000,000.00	DEUTSCHE		98.80	49,398,440.00	740,236.87	(468,621.08)	0.42	4.57
US TREASURY NOTES	DTD 06/30/2016 1.375% 06/30/2023	912828S35	25,000,000.00	MIZUHO		98.42	24,605,470.00	(95,701.88)	(353,965.10)	0.50	4.60
US TREASURY NOTES	DTD 06/30/2016 1.375% 06/30/2023	912828S35	50,000,000.00	WELLSFAR		98.42	49,210,940.00	1,087,893.12	(570,809.64)	0.50	4.60
US TREASURY NOTES	DTD 07/02/2018 2.625% 06/30/2023	9128284U1	50,000,000.00	SOC GEN		99.05	49,523,440.00	(1,111,325.63)	(550,561.17)	0.50	4.57
US TREASURY NOTES	DTD 06/30/2016 1.375% 06/30/2023	912828S35	100,000,000.00	SOC GEN		98.42	98,421,880.00	2,386,723.75	(1,113,489.87)	0.50	4.60
US TREASURY NOTES	DTD 08/01/2016 1.250% 07/31/2023	912828S92	100,000,000.00	BNP		98.03	98,031,250.00	1,765,625.00	(1,471,932.14)	0.58	4.70
US TREASURY NOTES	DTD 08/31/2016 1.375% 08/31/2023	912828D1	100,000,000.00	MORGANST		97.77	97,765,620.00	1,203,120.00	(1,719,605.87)	0.66	4.84
US TREASURY NOTES	DTD 09/15/2020 0.125% 09/15/2023	91282CAK7	100,000,000.00	WELLS_F		96.86	96,859,380.00	222,661.25	(1,185,046.97)	0.71	4.71
US TREASURY NOTES	DTD 02/28/2017 2.125% 02/29/2024	912828W48	75,000,000.00	WELLS_F		97.08	72,808,590.00	(2,844,730.31)	(2,575,609.46)	1.15	4.73
US TREASURY NOTES	DTD 05/15/2014 2.500% 05/15/2024	912828WJ5	50,000,000.00	BNP		97.05	48,523,440.00	(3,539,060.00)	(2,087,490.09)	1.36	4.75
US TREASURY NOTES	DTD 05/15/2014 2.500% 05/15/2024	912828WJ5	50,000,000.00	WELLSFAR		97.05	48,523,440.00	(3,087,888.13)	(1,979,471.40)	1.36	4.75
US TREASURY N/B NOTES	DTD 05/15/2021 0.250% 05/15/2024	91282CCC3	75,000,000.00	RBC		94.13	70,593,750.00	(2,349,609.38)	(3,130,418.35)	1.37	4.72
US TREASURY NOTES	DTD 05/31/2017 2.000% 05/31/2024	912828XT2	50,000,000.00	BARCLAY		96.34	48,171,875.00	(1,654,296.88)	(1,716,145.84)	1.40	4.70
US TREASURY NOTES	DTD 06/30/2017 2.000% 06/30/2024	912828XX3	50,000,000.00	DAIWA		96.13	48,062,500.00	(2,824,218.75)	(2,215,906.23)	1.47	4.71
US TREASURY NOTES	DTD 06/30/2017 2.000% 06/30/2024	912828XX3	50,000,000.00	MORGANST		96.13	48,062,500.00	(2,955,078.13)	(2,263,746.42)	1.47	4.71
US TREASURY NOTES	DTD 06/30/2017 2.000% 06/30/2024	912828XX3	50,000,000.00	RBC		96.13	48,062,500.00	(2,873,046.88)	(2,237,975.64)	1.47	4.71
US TREASURY NOTES	DTD 06/30/2019 1.750% 06/30/2024	9128286Z8	50,000,000.00	MORGANST		95.84	47,921,875.00	(2,251,953.13)	(2,135,230.99)	1.48	4.65



Managed Account Fair Market Value & Analytics

For the Month Ending December 31, 2022

SAN BERNARDINO COUNTY - 76990800

Security Type/Description	Dated Date/Coupon/Maturity	CUSIP	Par	Broker	Next Call Date	Market Price	Market Value	Unreal G/L On Cost	Unreal G/L Amort Cost	Effective Duration	YTM at Mkt
U.S. Treasury Bond / Note											
US TREASURY NOTES	DTD 06/30/2019 1.750% 06/30/2024	912828628	50,000,000.00	BARCLAY		95.84	47,921,875.00	(1,779,296.88)	(1,882,019.05)	1.48	4.65
US TREASURY NOTES	DTD 06/30/2019 1.750% 06/30/2024	912828628	50,000,000.00	STIFEL		95.84	47,921,875.00	(820,312.50)	(1,159,989.14)	1.48	4.65
US TREASURY N/B NOTES	DTD 07/15/2021 0.375% 07/15/2024	91282CCL3	100,000,000.00	PIPER S		93.66	93,656,250.00	(1,023,437.50)	(2,358,843.04)	1.54	4.69
US TREASURY NOTES	DTD 07/31/2017 2.125% 07/31/2024	9128282N9	50,000,000.00	TOR DOM		96.19	48,093,750.00	(3,380,859.38)	(2,391,064.59)	1.55	4.65
US TREASURY NOTES	DTD 07/31/2017 2.125% 07/31/2024	9128282N9	50,000,000.00	PIPER S		96.19	48,093,750.00	(1,335,937.50)	(1,517,737.23)	1.55	4.65
US TREASURY NOTES	DTD 07/31/2019 1.750% 07/31/2024	912828Y87	50,000,000.00	DAIWA		95.64	47,820,310.00	(503,908.75)	(936,854.81)	1.56	4.63
US TREASURY NOTES	DTD 08/15/2014 2.375% 08/15/2024	912828D56	50,000,000.00	BNP		96.48	48,242,190.00	(1,037,106.88)	(1,220,459.56)	1.59	4.64
US TREASURY NOTES	DTD 08/31/2019 1.250% 08/31/2024	912828YE4	50,000,000.00	BOFA		94.67	47,335,940.00	(2,376,950.63)	(2,476,961.93)	1.65	4.61
US TREASURY NOTES	DTD 09/30/2019 1.500% 09/30/2024	912828YE4	50,000,000.00	RBC		94.67	47,335,940.00	(2,082,028.75)	(2,282,317.82)	1.65	4.61
US TREASURY NOTES	DTD 08/31/2019 1.250% 08/31/2024	912828YH7	50,000,000.00	TOR DOM		94.94	47,468,750.00	(2,214,843.75)	(2,320,312.50)	1.73	4.55
US TREASURY NOTES	DTD 09/30/2019 1.500% 09/30/2024	912828YH7	50,000,000.00	BNP		94.94	47,468,750.00	(1,214,843.75)	(1,607,303.70)	1.73	4.55
US TREASURY N/B NOTES	DTD 10/15/2021 0.625% 10/15/2024	91282CDB4	75,000,000.00	MORGANS		93.36	70,019,535.00	(2,774,410.31)	(3,464,092.67)	1.78	4.53
US TREASURY N/B NOTES	DTD 11/15/2021 0.750% 11/15/2024	91282CDH1	75,000,000.00	DAIWA		93.34	70,007,812.50	(1,582,031.25)	(2,567,502.60)	1.86	4.49
US TREASURY NOTES	DTD 01/31/2020 1.375% 01/31/2025	912828Z52	50,000,000.00	BAML		93.92	46,960,940.00	(3,884,763.13)	(3,579,429.51)	2.05	4.46
US TREASURY NOTES	DTD 02/17/2015 2.000% 02/15/2025	912828J27	50,000,000.00	MIZUHO		95.14	47,570,310.00	(3,005,861.88)	(2,667,009.20)	2.08	4.42
US TREASURY N/B NOTES	DTD 02/15/2022 1.500% 02/15/2025	91282CDZ1	50,000,000.00	BARCLAY		94.09	47,046,875.00	(2,720,703.13)	(2,786,125.58)	2.09	4.44
US TREASURY NOTES	DTD 05/15/2015 2.125% 05/15/2025	912828XB1	50,000,000.00	BMO		95.00	47,500,000.00	(3,609,375.00)	(2,983,917.99)	2.32	4.37



Managed Account Fair Market Value & Analytics

For the Month Ending December 31, 2022

SAN BERNARDINO COUNTY - 76990800

Security Type/Description	Dated Date/Coupon/Maturity	CUSIP	Par	Broker	Next Call Date	Market Price	Market Value	Unreal G/L On Cost	Unreal G/L Amort Cost	Effective Duration	YTM at Mkt
U.S. Treasury Bond / Note											
US TREASURY N/B NOTES	DTD 05/15/2022 2.750% 05/15/2025	91282CEQ0	50,000,000.00	BOFA		96.38	48,187,500.00	(1,464,843.75)	(1,531,450.79)	2.31	4.37
US TREASURY NOTES	DTD 05/31/2020 0.250% 05/31/2025	91282ZT0	50,000,000.00	CITI		90.72	45,359,375.00	(3,308,593.75)	(3,726,668.98)	2.41	4.34
US TREASURY NOTES	DTD 06/30/2020 0.250% 06/30/2025	91282ZW3	50,000,000.00	TOR DOM		90.56	45,281,250.00	(3,324,218.75)	(3,751,917.45)	2.49	4.27
US TREASURY NOTES	DTD 06/30/2020 0.250% 06/30/2025	91282ZW3	50,000,000.00	BOFA		90.56	45,281,250.00	(2,884,765.63)	(3,384,277.35)	2.49	4.27
US TREASURY NOTES	DTD 06/30/2020 0.250% 06/30/2025	91282ZW3	50,000,000.00	RBC		90.56	45,281,250.00	(712,890.63)	(1,448,733.97)	2.49	4.27
US TREASURY NOTES	DTD 06/30/2020 0.250% 06/30/2025	91282ZW3	75,000,000.00	MORGANS		90.56	67,921,875.00	(4,136,718.75)	(4,934,428.13)	2.49	4.27
US TREASURY NOTES	DTD 06/30/2020 0.250% 06/30/2025	91282ZW3	75,000,000.00	MIZUHO		90.56	67,921,875.00	(4,054,687.50)	(4,865,794.43)	2.49	4.27
US TREASURY NOTES	DTD 07/31/2020 0.250% 07/31/2025	91282CAB7	50,000,000.00	PIPER J		90.22	45,109,375.00	(3,361,328.13)	(3,819,548.68)	2.58	4.29
US TREASURY NOTES	DTD 07/31/2020 0.250% 07/31/2025	91282CAB7	50,000,000.00	BARCLAY		90.22	45,109,375.00	(3,373,046.88)	(3,827,756.16)	2.58	4.29
US TREASURY NOTES	DTD 08/31/2020 0.250% 08/31/2025	91282CA0	50,000,000.00	DAIWA		89.89	44,945,310.00	(2,914,065.00)	(3,476,789.91)	2.66	4.31
US TREASURY NOTES	DTD 08/31/2020 0.250% 08/31/2025	91282CA0	50,000,000.00	CITIGRP		89.89	44,945,310.00	(535,158.75)	(1,263,738.36)	2.66	4.31
US TREASURY NOTES	DTD 08/31/2020 0.250% 08/31/2025	91282CA0	75,000,000.00	CITIGRP		89.89	67,417,965.00	(3,351,566.25)	(4,338,342.25)	2.66	4.31
US TREASURY NOTES	DTD 09/30/2020 0.250% 09/30/2025	91282CAM3	50,000,000.00	WELLS_F		89.77	44,882,810.00	(2,068,361.88)	(2,755,819.65)	2.74	4.24
US TREASURY NOTES	DTD 10/31/2020 0.250% 10/31/2025	91282CAT8	50,000,000.00	MORGANS		89.41	44,703,125.00	(1,085,937.50)	(1,957,834.07)	2.82	4.26
US TREASURY NOTES	DTD 10/31/2020 0.250% 10/31/2025	91282CAT8	50,000,000.00	BK AMER		89.41	44,703,125.00	615,234.37	117,758.38	2.82	4.26
US TREASURY NOTES	DTD 10/31/2021 0.375% 01/31/2026	91282CBH3	50,000,000.00	RBC		88.94	44,468,750.00	335,937.50	(84,874.79)	3.07	4.24
US TREASURY NOTES	DTD 01/31/2021 0.375% 01/31/2026	91282CBH3	50,000,000.00	BNP DIR		88.94	44,468,750.00	511,718.75	106,183.98	3.07	4.24



Managed Account Fair Market Value & Analytics

For the Month Ending December 31, 2022

SAN BERNARDINO COUNTY - 76990800

Security Type/Description	Dated Date/Coupon/Maturity	CUSIP	Par	Broker	Next Call Date	Market Price	Market Value	Unreal G/L On Cost	Unreal G/L Amort Cost	Effective Duration	YTM at Mkt
U.S. Treasury Bond / Note											
US TREASURY NOTES	DTD 02/28/2021 0.500% 02/28/2026	91282CBQ3	50,000,000.00	BNP DIR		89.08	44,539,060.00	765,622.50	419,136.21	3.14	4.22
US TREASURY N/B NOTES	DTD 05/31/2021 0.750% 05/31/2026	91282CCF6	50,000,000.00	STIFEL		89.17	44,585,940.00	361,330.62	(39,798.08)	3.38	4.19
US TREASURY NOTES	DTD 05/31/2019 2.125% 05/31/2026	9128286X3	50,000,000.00	BARCLAY		93.52	46,757,810.00	458,981.87	288,943.35	3.30	4.18
US TREASURY NOTES	DTD 05/15/2017 2.375% 05/15/2027	912828X88	50,000,000.00	CITIGRP		93.19	46,593,750.00	535,156.25	313,597.91	4.16	4.09
US TREASURY NOTES	DTD 05/15/2017 2.375% 05/15/2027	912828X88	50,000,000.00	BARCLAY		93.19	46,593,750.00	261,718.75	124,474.29	4.16	4.09
US TREASURY NOTES	DTD 06/30/2020 0.500% 06/30/2027	912828ZV5	50,000,000.00	BAML		85.52	42,757,810.00	634,763.12	356,916.45	4.44	4.05
US TREASURY NOTES	DTD 07/31/2020 0.375% 07/31/2027	91282CAD3	50,000,000.00	TD SEC		84.83	42,414,060.00	554,685.00	112,660.11	4.54	4.03
US TREASURY NOTES	DTD 08/15/2017 2.250% 08/15/2027	9128282R0	50,000,000.00	JEFFERI		92.48	46,242,190.00	953,127.50	796,546.20	4.37	4.05
Security Type Sub-Total			3,350,000,000.00				3,141,484,382.50	(84,115,227.00)	(108,549,523.35)	1.96	4.48

Supra-National Agency Bond / Note

INTL BK OF RECON AND DEV NOTE	DTD 04/20/2021 0.125% 04/20/2023	459058JV6	75,000,000.00	WELLS_F		98.71	74,033,550.00	(811,200.00)	(943,268.84)	0.31	4.40
INTER-AMERICAN DEVEL BK NOTES	DTD 04/24/2020 0.500% 05/24/2023	4581X0DM7	20,000,000.00	RBC CAP		98.37	19,673,580.00	(319,620.00)	(325,555.64)	0.40	4.65
INTER-AMERICAN DEVELOPMENT BANK NOTE	DTD 10/04/2013 3.000% 10/04/2023	4581X0CC0	25,000,000.00	BMO		98.65	24,661,850.00	(818,150.00)	(418,053.50)	0.75	4.83
INTL BK RECON & DEVELOP NOTES	DTD 11/24/2020 0.250% 11/24/2023	459058JM6	25,000,000.00	TD		96.10	24,025,275.00	(920,975.00)	(958,673.63)	0.90	4.73
INTL BK RECON & DEVELOP NOTES	DTD 03/29/2022 2.250% 03/28/2024	45906M3C3	13,000,000.00	BOFA		96.94	12,602,317.00	(387,543.00)	(391,404.53)	1.23	4.81
INTL BANK OF RECON AND DEV SN (FLOATER)	DTD 06/16/2020 4.690% 06/17/2024	45906M2B6	10,000,000.00	BMO		100.33	10,032,540.00	32,540.00	32,540.00	0.02	4.67



Managed Account Fair Market Value & Analytics

For the Month Ending December 31, 2022

SAN BERNARDINO COUNTY - 76990800

Security Type/Description	Dated Date/Coupon/Maturity	CUSIP	Par	Broker	Next Call Date	Market Price	Market Value	Unreal G/L On Cost	Unreal G/L Amort Cost	Effective Duration	YTM at Mkt
Supra-National Agency Bond / Note											
INTER-AMERICAN DEVEL BK NOTES	4581X0EE4		60,000,000.00	BMO		97.92	58,750,380.00	(1,243,620.00)	(1,245,130.26)	1.45	4.70
DTD 07/01/2022 3.250% 07/01/2024											
INTL FINANCE CORP CORPORATE NOTES	45950KDA5		20,000,000.00	TOR DOM		98.15	19,630,280.00	(361,920.00)	(362,688.61)	2.58	4.35
DTD 09/15/2022 3.625% 09/15/2025											
Security Type Sub-Total			248,000,000.00				243,409,772.00	(4,830,488.00)	(4,612,235.01)	0.91	4.60

Repurchase Agreement

CANTOR FITZGERALD REPO AGRMT	REI363085		100,000,000.00	CANTFIT		100.00	99,998,772.70	(1,227.30)	(1,227.30)	0.01	4.36
DTD 12/29/2022 4.210% 01/03/2023											
Security Type Sub-Total			100,000,000.00				99,998,772.70	(1,227.30)	(1,227.30)	0.01	4.36

NOW Account

BANK OF THE WEST MONEY MARKET FUND	BKOFWEST7		1,000,000.00	DIRECT		1.00	1,000,000.00	0.00	0.00	0.00	2.45
Security Type Sub-Total			1,000,000.00				1,000,000.00	0.00	0.00	0.00	2.45

Money Market Mutual Fund

NORTHERN TRUST INST GOVT SELECT 848	665278701		1,000,000.00			1.00	1,000,000.00	0.00	0.00	0.00	3.61
MORGAN STANLEY LIQ GOVT-INST FUND	61747C707		1,000,000.00			1.00	1,000,000.00	0.00	0.00	0.00	4.12
FIDELITY GOVT MM FUND 2642	31607A703		1,000,000.00			1.00	1,000,000.00	0.00	0.00	0.00	4.06
FEDERATED GOVT OBLIGATIONS FUND	608919718		608,000,000.00			1.00	608,000,000.00	0.00	0.00	0.00	4.10
Security Type Sub-Total			611,000,000.00				611,000,000.00	0.00	0.00	0.00	4.10

Joint Powers Authority

CALIFORNIA ASSET MANAGEMENT PROGRAM	CAMPMF025		2,000,000.00	DIRECT		1.00	2,000,000.00	0.00	0.00	0.00	4.50
INVESTMENT TRUST OF CALIFORNIA	CALTRUST3		10,000,000.00	DIRECT		1.00	10,000,000.00	0.00	0.00	0.00	4.24
CALIFORNIA ASSET MANAGEMENT PROGRAM	CAMPMF025		30,000,000.00	DIRECT		1.00	30,000,000.00	0.00	0.00	0.00	4.50
CALIFORNIA ASSET MANAGEMENT PROGRAM	CAMPMF025		40,000,000.00	DIRECT		1.00	40,000,000.00	0.00	0.00	0.00	4.50



Managed Account Fair Market Value & Analytics

For the Month Ending December 31, 2022

SAN BERNARDINO COUNTY - 76990800

Security Type/Description	Dated Date/Coupon/Maturity	CUSIP	Par	Broker	Next Call Date	Market Price	Market Value	Unreal G/L On Cost	Unreal G/L Amort Cost	Effective Duration	YTM at Mkt
Joint Powers Authority											
CALIFORNIA ASSET MANAGEMENT PROGRAM	CAMPMF025		40,000,000.00	DIRECT		1.00	40,000,000.00	0.00	0.00	0.00	4.50
CALIFORNIA ASSET MANAGEMENT PROGRAM	CAMPMF025		50,000,000.00	DIRECT		1.00	50,000,000.00	0.00	0.00	0.00	4.50
CALIFORNIA ASSET MANAGEMENT PROGRAM	CAMPMF025		120,000,000.00	DIRECT		1.00	120,000,000.00	0.00	0.00	0.00	4.50
CALIFORNIA ASSET MANAGEMENT PROGRAM	CAMPMF025		150,000,000.00	DIRECT		1.00	150,000,000.00	0.00	0.00	0.00	4.50
CALIFORNIA ASSET MANAGEMENT PROGRAM	CAMPMF025		171,000,000.00	DIRECT		1.00	171,000,000.00	0.00	0.00	0.00	4.50
Security Type Sub-Total			613,000,000.00				613,000,000.00	0.00	0.00	0.00	4.50
Federally Insured Cash Account											
STONECASTLE FICA	FICAMF003		25,000,000.00			1.00	25,000,000.00	0.00	0.00	0.00	3.90
Security Type Sub-Total			25,000,000.00				25,000,000.00	0.00	0.00	0.00	3.90
Federal Agency Discount Note											
FED HOME LN DISCOUNT NT DISC NOTES DTD 10/04/2022 0.000% 02/01/2023	313384BH1		100,000,000.00	GREAT P		99.60	99,595,559.00	461,114.56	(51,385.44)	0.10	4.57
FED HOME LN DISCOUNT NT DISC NOTES DTD 02/07/2022 0.000% 02/06/2023	313384BN8		50,000,000.00	CASTLE		99.53	49,767,282.65	134,782.65	(22,717.35)	0.11	4.55
FEDERAL HOME LOAN BANKS DISC NOTE DTD 02/08/2022 0.000% 02/08/2023	313384BQ1		50,000,000.00	CASTLE		99.51	49,753,888.85	233,444.41	(26,555.59)	0.12	4.57
FED HOME LN DISCOUNT NT DISC NOTES DTD 04/20/2022 0.000% 04/20/2023	313384EP0		100,000,000.00	LOOP CA		98.53	98,526,616.50	(57,744.61)	(107,855.72)	0.32	4.89
FED FARM CRD DISCOUNT NT DISC NOTES DTD 12/29/2022 0.000% 09/01/2023	313312LD0		75,000,000.00	LOOP CA		96.77	72,574,889.85	(47,110.15)	(76,110.15)	0.69	4.93
Security Type Sub-Total			375,000,000.00				370,218,236.85	724,486.86	(284,624.25)	0.28	4.72
Federal Agency Commercial Mortgage-Backed Security											



Managed Account Fair Market Value & Analytics

For the Month Ending December 31, 2022

SAN BERNARDINO COUNTY - 76990800

Security Type/Description	Dated Date/Coupon/Maturity	CUSIP	Par	Broker	Next Call Date	Market Price	Market Value	Unreal G/L On Cost	Unreal G/L Amort Cost	Effective Duration	YTM at Mkt
Federal Agency Commercial Mortgage-Backed Security											
FHMS K033 A2	DTD 10/01/2013 3.060% 07/01/2023	3137B4WB8	2,800,000.00	CANTFIT		99.00	2,772,094.92	(206,623.83)	(62,354.59)	0.50	5.07
FHMS K034 A2	DTD 11/01/2013 3.531% 07/01/2023	3137B5JM6	24,882,503.75	MORGANS		99.07	24,651,627.96	(460,261.37)	(460,261.37)	0.47	5.41
FHLMC MULTIFAMILY STRUCTURED P	DTD 11/01/2016 2.454% 08/01/2023	3137BSPW7	22,966,997.66	CANTFIT		98.67	22,662,035.20	(252,927.86)	(274,986.01)	0.51	4.76
FHLMC SERIES K037 A2	DTD 03/01/2014 3.490% 01/01/2024	3137B7YY9	59,843,000.00	JPMCHAS		98.73	59,080,648.05	(1,449,611.40)	(1,174,256.22)	0.98	4.79
FHMS K039 A2	DTD 09/01/2014 3.303% 07/01/2024	3137BDCW4	25,000,000.00	LOOP		97.76	24,439,433.75	(418,964.69)	(451,473.22)	1.35	4.85
FHMS KMP1 A2	DTD 09/01/2017 2.982% 08/01/2024	3137FATE8	50,000,000.00	JPMCHAS		97.03	48,512,742.00	(5,510,695.50)	(3,349,185.04)	1.55	4.94
FHMS K729 A2	DTD 12/01/2017 3.136% 10/01/2024	3137FCM43	16,500,000.00	CANTFIT		97.21	16,040,365.28	(1,929,165.97)	(1,159,881.15)	1.61	4.80
FHMS K042 A2	DTD 01/28/2015 2.670% 12/01/2024	3137BEXT3	65,470,000.00	JPMCHAS		96.28	63,034,289.47	(1,371,823.03)	(1,371,823.03)	1.87	4.70
FHMS K045 A2	DTD 05/01/2015 3.023% 01/01/2025	3137BH1J1	22,813,304.75	MS		96.79	22,080,012.36	(2,983,432.79)	(1,847,691.19)	1.90	4.71
FHMS K046 A2	DTD 06/17/2015 3.205% 03/01/2025	3137BJP64	50,000,000.00	MS		96.69	48,344,900.00	(28,146.88)	(28,146.88)	2.06	4.81
FHMS K732 AM	DTD 06/28/2018 3.700% 05/01/2025	3137FG7G4	25,000,000.00	CANTFIT		97.17	24,293,500.50	(1,950,640.13)	(1,626,363.68)	2.23	4.98
FHMS K047 A2	DTD 07/30/2015 3.329% 05/01/2025	3137BKRJ1	75,000,000.00	MORGANS		96.82	72,613,527.00	(3,095,457.38)	(3,095,457.38)	2.16	4.77
FHMS K332 A1	DTD 11/01/2020 0.516% 06/01/2025	3137F72U8	539,953.44	JPM		95.75	516,984.99	(22,966.28)	(22,967.29)	1.32	2.33
FHLMC SERIES K049 A2	DTD 10/01/2015 3.010% 07/01/2025	3137BLMZ8	10,000,000.00	FHN		96.07	9,606,837.10	(417,381.65)	(412,269.73)	2.32	4.68
FHMS K733 A2	DTD 11/09/2018 3.750% 08/01/2025	3137FJXQ7	3,330,000.00	MORGANS		97.44	3,244,867.62	(370,133.55)	(281,591.52)	2.46	4.80
FHMS K050 A2	DTD 11/01/2015 3.334% 08/01/2025	3137BLW95	30,000,000.00	CANTFIT		96.61	28,981,914.90	(1,874,725.73)	(1,675,377.30)	2.47	4.73
FHMS K052 A1	DTD 12/01/2015 3.308% 09/01/2025	3137BM7C4	50,000,000.00	JPMCHAS		96.49	48,247,435.00	(2,186,158.75)	(2,104,205.56)	2.44	4.71



Managed Account Fair Market Value & Analytics

For the Month Ending December 31, 2022

SAN BERNARDINO COUNTY - 76990800

Security Type/Description	Dated Date/Coupon/Maturity	CUSIP	Par	Broker	Next Call Date	Market Price	Market Value	Unreal G/L On Cost	Unreal G/L Amort Cost	Effective Duration	YTM at Mkt
Federal Agency Commercial Mortgage-Backed Security											
FHMS K726 A1	DTD 06/01/2017 2.700% 10/01/2025	3137BYLE8	25,000,000.00	INCAPIT		94.86	23,714,550.00	(3,148,731.25)	(2,443,799.46)	2.65	4.69
FHMS KJ23 A1	DTD 01/29/2019 3.683% 10/01/2025	3137FKSQ0	60,000,000.00	JPMCHAS		97.20	58,322,764.20	(6,908,485.80)	(5,024,702.34)	2.61	4.77
FRESB 2021-SB82 A5	DTD 01/01/2021 0.670% 11/01/2025	30318CAA5	1,155,598.38	PIPER J		100.00	1,155,598.38	(5,667.06)	(3,363.19)	2.81	0.67
FRESB 2021-SB82 A5	DTD 01/01/2021 0.670% 11/01/2025	30318CAA5	2,696,396.30	WELLS_F		100.00	2,696,396.30	(13,223.14)	(7,847.45)	2.81	0.67
FRESB 2021-SB83	DTD 02/01/2021 0.670% 01/01/2026	30318NAA1	3,469,929.52	JPMCHAS		100.00	3,469,929.52	(16,294.78)	(10,050.13)	2.97	0.67
FHMS K055 A2	DTD 06/22/2016 2.673% 03/01/2026	3137BPW21	83,500,000.00	MORGANS		94.41	78,835,828.61	(2,403,800.30)	(2,403,800.30)	3.03	4.57
FHMS KJ34 A1	DTD 07/01/2021 0.681% 06/01/2026	3137HILS3	4,160,774.80	JPMCHAS		91.53	3,808,251.70	(352,473.17)	(352,487.88)	2.15	3.30
FHMS K736 A2	DTD 09/01/2019 2.282% 07/01/2026	3137FNWX4	15,000,000.00	MORGANS		92.79	13,918,275.00	(1,640,709.38)	(1,511,480.00)	3.14	4.51
FHMS KJ21 A2	DTD 09/01/2018 3.700% 09/01/2026	3137FHGE7	10,414,801.37	CANTFIT		97.20	10,122,752.63	(82,125.40)	(86,123.94)	3.42	4.53
FHMS K729 A2	DTD 01/01/2020 2.525% 10/01/2026	3137FOXJ7	8,250,000.00	CANTFIT		92.98	7,670,817.99	(1,145,080.45)	(982,889.65)	3.57	4.56
FHMS KJ36 A1	DTD 12/01/2021 1.298% 12/01/2026	3137H4RZ5	1,736,494.37	MORGANS		90.49	1,571,326.56	(165,160.87)	(165,162.33)	2.69	3.92
FHMS K062 A2	DTD 02/01/2017 3.413% 12/01/2026	3137BUX60	10,000,000.00	MORGANS		95.99	9,599,075.80	(1,150,924.20)	(1,006,514.26)	3.66	4.53
FRESB 2022-SB97	DTD 04/01/2022 1.780% 02/01/2027	30311SAA7	21,871,266.56	WELLS_F		90.34	19,758,714.36	(1,245,750.17)	(1,371,848.52)	3.93	4.37
FHMS KJ39 A1	DTD 04/01/2022 2.750% 04/01/2027	3137H73W1	38,388,526.97	MORGANS		94.93	36,442,021.74	(1,940,171.11)	(1,941,065.46)	4.00	4.05
FHLMC MULTIFAMILY STRUCTURED P	DTD 07/01/2017 3.243% 04/01/2027	3137F1G44	50,000,000.00	JPMCHAS		95.22	47,609,384.00	(2,677,725.38)	(2,637,323.28)	3.96	4.48
FRESB 2022-SB103 ASF	DTD 10/01/2022 2.080% 06/01/2027	30329MAA0	8,491,261.48	WELLSFA		90.66	7,698,458.72	91,247.95	56,982.42	4.21	4.41



Managed Account Fair Market Value & Analytics

For the Month Ending December 31, 2022

SAN BERNARDINO COUNTY - 76990800

Security Type/Description	Dated Date/Coupon/Maturity	CUSIP	Par	Broker	Next Call Date	Market Price	Market Value	Unreal G/L On Cost	Unreal G/L Amort Cost	Effective Duration	YTM at Mkt
Federal Agency Commercial Mortgage-Backed Security											
FHLMC MULTIFAMILY STRUCTURED P	DTD 08/01/2017 3.117% 06/01/2027	3137FLLJ3	36,557,817.00	TOR DOM		94.67	34,609,424.27	(3,496,387.79)	(3,241,999.80)	3.98	4.45
FHMS K068 A2	DTD 10/27/2017 3.244% 08/01/2027	3137FBBX3	81,306,000.00	CANTFIT		95.04	77,276,874.67	(2,707,902.83)	(2,707,902.83)	4.24	4.44
FHMS K739 A2	DTD 11/01/2020 1.336% 09/01/2027	3137F64P9	12,000,000.00	JPMCHAS		87.27	10,472,252.88	(8,997.12)	(81,965.00)	4.51	4.35
FHMS K740 A2	DTD 11/01/2020 1.470% 09/01/2027	3137F72B0	22,000,000.00	JPMCHAS		87.28	19,201,663.36	(41,461.64)	(173,914.85)	4.49	4.49
FRESB 2022-SB104 A5F	DTD 11/01/2022 2.600% 09/01/2027	30329QAA1	25,980,062.68	JPMCHAS		91.73	23,832,285.70	116,697.24	59,696.74	4.38	4.57
Security Type Sub-Total			1,074,992,544.03				1,029,021,259.52	(55,667,375.35)	(47,353,972.83)	2.67	4.63

Federal Agency Bond / Note

FEDERAL FARM CREDIT BANK NOTES	DTD 02/03/2021 0.125% 02/03/2023	3133EMPH9	10,000,000.00	CASTLE		99.63	9,962,770.00	(31,630.00)	(36,976.85)	0.09	4.20
FEDERAL FARM CREDIT BANK NOTES	DTD 02/03/2021 0.125% 02/03/2023	3133EMPH9	40,000,000.00	TOR DOM		99.63	39,851,080.00	(126,520.00)	(147,907.40)	0.09	4.20
FEDERAL HOME LOAN BANKS NOTES	DTD 02/21/2020 1.375% 02/17/2023	3130A7E3	50,000,000.00	WELLSFAR		99.60	49,800,900.00	(107,100.00)	(195,140.29)	0.13	4.42
FEDERAL HOME LOAN BANKS NOTES	DTD 03/01/2018 2.750% 03/10/2023	3130ADRG9	10,000,000.00	TOR DOM		99.65	9,965,150.00	(77,530.00)	(36,758.11)	0.20	4.52
FREDDIE MAC NOTES	DTD 04/20/2020 0.375% 04/20/2023	3137EAEQ8	50,000,000.00	CITIGRP		98.74	49,368,650.00	(506,350.00)	(618,907.08)	0.31	4.56
FREDDIE MAC NOTES	DTD 05/07/2020 0.375% 05/05/2023	3137EAER6	100,000,000.00	WELLS_F		98.53	98,532,600.00	(1,425,400.00)	(1,462,635.13)	0.35	4.67
FFCB NOTES	DTD 05/10/2021 0.125% 05/10/2023	3133EMYX4	56,000,000.00	BARCLAY		98.39	55,096,944.00	(831,376.00)	(890,389.26)	0.36	4.67
FANNIE MAE NOTES	DTD 05/22/2020 0.250% 05/22/2023	3135G04Q3	100,000,000.00	CITIGRP		98.27	98,270,100.00	(1,428,900.00)	(1,691,141.10)	0.40	4.72
FFCB FLOATING NOTES	DTD 06/09/2020 4.620% 06/09/2023	3133ELH72	45,000,000.00	LOOP CA		100.15	45,066,195.00	66,195.00	66,195.00	0.00	4.61
FREDDIE MAC NOTES	DTD 06/26/2020 0.250% 06/26/2023	3137EAES4	23,000,000.00	TOR DOM		97.83	22,500,785.00	(432,055.00)	(488,420.33)	0.49	4.79



Managed Account Fair Market Value & Analytics

For the Month Ending December 31, 2022

SAN BERNARDINO COUNTY - 76990800

Security Type/Description	Dated Date/Coupon/Maturity	CUSIP	Par	Broker	Next Call Date	Market Price	Market Value	Unreal G/L On Cost	Unreal G/L Amort Cost	Effective Duration	YTM at Mkt
Federal Agency Bond / Note											
FEDERAL HOME LOAN BANKS NOTES	DTD 12/16/2022 4.730% 07/03/2023	3130AUBJ2	50,000,000.00	BREAN		99.95	49,975,050.00	(24,950.00)	(24,950.00)	0.51	4.83
FEDERAL HOME LOAN BANK NOTES	DTD 12/12/2022 4.800% 07/03/2023	3130AU6Y5	75,000,000.00	PERSH		99.98	74,988,225.00	(11,775.00)	(11,775.00)	0.51	4.83
FEDERAL HOME LOAN BANKS NOTES	DTD 12/07/2022 4.800% 07/03/2023	3130AU4Z4	150,000,000.00	LOOP		99.98	149,976,450.00	(23,550.00)	(23,550.00)	0.51	4.83
FANNIE MAE NOTES	DTD 07/10/2020 0.250% 07/10/2023	3135G05G4	50,000,000.00	CITIGRP		97.68	48,838,500.00	(1,054,000.00)	(1,142,847.03)	0.53	4.76
FEDERAL HOME LOAN BANKS NOTES	DTD 12/07/2022 4.860% 08/01/2023	3130AU4C5	100,000,000.00	LOOP		100.00	100,001,300.00	1,300.00	1,300.00	0.58	4.86
FEDERAL HOME LOAN BANKS NOTES	DTD 12/19/2022 4.780% 08/01/2023	3130AUBU7	100,000,000.00	LOOP CA		99.96	99,956,800.00	(43,200.00)	(43,200.00)	0.58	4.86
FEDERAL HOME LOAN BANKS NOTES	DTD 12/27/2022 4.820% 08/01/2023	3130AUD27	100,000,000.00	BREAN		99.98	99,979,800.00	(20,200.00)	(20,200.00)	0.58	4.86
FEDERAL FARM CREDIT BANKS NOTES	DTD 08/14/2019 1.600% 08/14/2023	3133EKZK5	10,000,000.00	WELLSFAR		98.04	9,804,270.00	(242,830.00)	(203,058.84)	0.62	4.83
FREDDIE MAC NOTES	DTD 08/21/2020 0.250% 08/24/2023	3137EAEV7	45,000,000.00	CITIGRP		97.11	43,698,645.00	(1,255,455.00)	(1,291,531.23)	0.65	4.82
FEDERAL HOME LOAN BANK NOTES	DTD 09/10/2021 0.125% 08/28/2023	3130ANYM6	50,000,000.00	WELLS_F		96.98	48,489,800.00	(1,404,200.00)	(1,474,866.67)	0.66	4.79
FEDERAL HOME LOAN BANKS NOTES	DTD 12/01/2022 4.860% 09/01/2023	3130AUZL7	100,000,000.00	GREAT P		99.98	99,982,300.00	(17,700.00)	(17,700.00)	0.66	4.89
FREDDIE MAC NOTES	DTD 09/04/2020 0.250% 09/08/2023	3137EAEW5	32,000,000.00	WELLS_F		96.93	31,017,344.00	(972,096.00)	(980,253.82)	0.69	4.84
FREDDIE MAC NOTES	DTD 10/16/2020 0.125% 10/16/2023	3137EAEY1	64,000,000.00	WELLS_F		96.34	61,660,608.00	(2,100,672.00)	(2,276,605.37)	0.79	4.87
FREDDIE MAC NOTES	DTD 11/05/2020 0.250% 11/06/2023	3137EAEZ8	75,000,000.00	CITIGRP		96.19	72,139,050.00	(2,793,450.00)	(2,841,919.43)	0.85	4.89
FEDERAL HOME LOAN BANK NOTES	DTD 11/12/2021 0.500% 11/09/2023	3130APU29	35,000,000.00	MORGANS		96.35	33,723,830.00	(1,260,070.00)	(1,269,260.51)	0.86	4.89
FANNIE MAE NOTES	DTD 11/25/2020 0.250% 11/27/2023	3135G06H1	50,000,000.00	JPMCHAS		95.92	47,959,250.00	(1,983,750.00)	(2,023,603.24)	0.91	4.90
FREDDIE MAC NOTES	DTD 12/04/2020 0.250% 12/04/2023	3137EAFZA	62,000,000.00	CITIGRP		95.83	59,416,088.00	(2,522,532.00)	(2,565,021.53)	0.93	4.90



Managed Account Fair Market Value & Analytics

For the Month Ending December 31, 2022

SAN BERNARDINO COUNTY - 76990800

Security Type/Description	Dated Date/Coupon/Maturity	CUSIP	Par	Broker	Next Call Date	Market Price	Market Value	Unreal G/L On Cost	Unreal G/L Amort Cost	Effective Duration	YTM at Mkt
Federal Agency Bond / Note											
FANNIE MAE NOTES	DTD 02/08/2019 2.500% 02/05/2024	3135G0V34	100,000,000.00	JPM_CHAS		97.54	97,542,500.00	(2,085,500.00)	(2,375,876.30)	1.08	4.82
FHLB BONDS	DTD 02/15/2019 2.500% 02/13/2024	3130AFW94	50,000,000.00	BARCLAYS		97.49	48,746,650.00	(1,076,350.00)	(1,213,757.89)	1.10	4.82
FEDERAL HOME LOAN BANK NOTES	DTD 03/25/2022 2.125% 02/28/2024	3130ARHG9	30,000,000.00	WELLS_F		97.01	29,102,400.00	(863,400.00)	(877,080.00)	1.14	4.80
FEDERAL HOME LOAN BANKS NOTES	DTD 02/12/2014 3.250% 03/08/2024	3130A0XE5	50,000,000.00	CANTFIT		98.23	49,117,350.00	(47,450.00)	(199,304.55)	1.16	4.79
FHLMC (CALLABLE) NOTES	DTD 04/29/2020 0.570% 04/29/2024	3134GVPP7	25,000,000.00	CANTFIT		94.66	23,666,000.00	(1,334,000.00)	(1,334,000.00)	1.33	4.76
FEDERAL FARM CREDIT BANK NOTES	DTD 05/16/2022 2.625% 05/16/2024	3133ENWP1	40,000,000.00	CITIGRP		97.20	38,878,400.00	(1,067,600.00)	(1,084,590.42)	1.36	4.75
FHLMC (CALLABLE) NOTES	DTD 05/20/2020 0.510% 05/20/2024	3134GVUY2	25,000,000.00	WELLS_F		94.38	23,595,625.00	(1,404,375.00)	(1,404,375.00)	1.39	4.74
FHLMC (CALLABLE) NOTES	DTD 05/20/2020 0.500% 05/20/2024	3134GVXC7	25,000,000.00	INCAPIT		94.37	23,592,325.00	(1,407,675.00)	(1,407,675.00)	1.39	4.74
FEDERAL HOME LOAN BANK NOTES	DTD 11/07/2022 4.875% 06/14/2024	3130ATVC8	50,000,000.00	MS		100.16	50,078,450.00	14,450.00	18,094.13	1.41	4.75
FEDERAL HOME LOAN BANK NOTES	DTD 06/10/2022 2.750% 06/28/2024	3130ASD55	50,000,000.00	FHN		97.19	48,593,600.00	(1,290,400.00)	(1,322,149.00)	1.47	4.72
FANNIE MAE NOTES	DTD 07/08/2019 1.750% 07/02/2024	3135G0V75	25,000,000.00	CITI		95.73	23,932,800.00	(848,200.00)	(1,001,259.34)	1.48	4.72
FEDERAL HOME LOAN BANK NOTES	DTD 07/08/2022 3.000% 07/08/2024	3130ASME6	25,000,000.00	CITIGRP		97.49	24,372,625.00	(578,875.00)	(590,618.50)	1.48	4.73
FEDERAL HOME LOAN BANK NOTES	DTD 08/15/2014 2.875% 09/13/2024	3130A2UW4	25,000,000.00	WELLSFAR		97.08	24,269,300.00	(2,181,450.00)	(1,226,798.98)	1.66	4.68
FEDERAL HOME LOAN BANK NOTES	DTD 08/15/2014 2.875% 09/13/2024	3130A2UW4	25,000,000.00	MORGANST		97.08	24,269,300.00	(2,164,025.00)	(1,221,380.72)	1.66	4.68
FEDERAL FARM CREDIT BANK NOTES	DTD 09/26/2022 4.250% 09/26/2024	3133ENP79	50,000,000.00	MORGAN_		99.31	49,654,100.00	(341,900.00)	(342,430.78)	1.68	4.67
FEDERAL HOME LOAN BANK NOTES	DTD 10/28/2022 4.500% 10/03/2024	3130ATT31	75,000,000.00	WELLS_F		99.75	74,814,525.00	(103,725.00)	(111,251.56)	1.70	4.65
FANNIE MAE NOTES	DTD 10/18/2019 1.625% 10/15/2024	3135G0W66	25,000,000.00	CITI		94.88	23,720,625.00	(1,236,625.00)	(1,264,070.31)	1.77	4.63



Managed Account Fair Market Value & Analytics

For the Month Ending December 31, 2022

SAN BERNARDINO COUNTY - 76990800

Security Type/Description	Dated Date/Coupon/Maturity	CUSIP	Par	Broker	Next Call Date	Market Price	Market Value	Unreal G/L On Cost	Unreal G/L Amort Cost	Effective Duration	YTM at Mkt
Federal Agency Bond / Note											
FEDERAL FARM CREDIT BANK NOTES	DTD 11/18/2022 4.500% 11/18/2024	3133ENZ94	50,000,000.00	DAIWA		99.76	49,880,500.00	(66,500.00)	(69,826.06)	1.82	4.63
FFCB NOTES											
DTD 11/18/2021 0.875% 11/18/2024		3133ENEJ5	75,000,000.00	WELLS_F		93.42	70,064,325.00	(4,849,425.00)	(4,881,611.36)	1.87	4.56
FEDERAL HOME LOAN BANK NOTES											
DTD 11/06/2014 2.750% 12/13/2024		3130A3GE8	10,000,000.00	JEFFERIE		96.65	9,665,410.00	(850,220.00)	(534,660.06)	1.91	4.56
FEDERAL HOME LOAN BANK NOTES											
DTD 11/06/2014 2.750% 12/13/2024		3130A3GE8	25,000,000.00	INTL_FCS		96.65	24,163,525.00	(2,220,975.00)	(1,373,676.09)	1.91	4.56
FEDERAL HOME LOAN BANK NOTES											
DTD 11/06/2014 2.750% 12/13/2024		3130A3GE8	25,000,000.00	WELLSFAR		96.65	24,163,525.00	(2,123,975.00)	(1,336,039.03)	1.91	4.56
FEDERAL HOME LOAN BANK NOTES											
DTD 12/22/2021 1.000% 12/20/2024		3130AQF40	25,000,000.00	WELLS_F		93.39	23,347,300.00	(294,200.00)	(546,514.84)	1.96	4.54
FEDERAL HOME LOAN BANK NOTES											
DTD 12/22/2021 1.000% 12/20/2024		3130AQF40	25,000,000.00	BARCLAY		93.39	23,347,300.00	(317,700.00)	(565,650.17)	1.96	4.54
FEDERAL HOME LOAN BANK NOTES											
DTD 01/11/2022 1.125% 01/06/2025		3133ENKS8	38,000,000.00	JPMCHAS		93.52	35,537,714.00	(2,376,786.00)	(2,404,606.81)	1.99	4.52
FANNIE MAE NOTES											
DTD 01/10/2020 1.625% 01/07/2025		3135G0X24	75,000,000.00	BARCLAYS		94.46	70,846,800.00	(3,913,950.00)	(4,056,529.36)	1.98	4.53
FREDDIE MAC NOTES											
DTD 02/14/2020 1.500% 02/12/2025		3137EAEPO	50,000,000.00	WELLSFAR		94.05	47,026,500.00	(2,935,000.00)	(2,957,192.88)	2.08	4.48
FEDERAL FARM CREDIT BANK NOTES											
DTD 02/15/2022 1.750% 02/14/2025		3133ENPG9	30,000,000.00	WELLS_F		94.54	28,360,980.00	(1,558,920.00)	(1,582,328.22)	2.08	4.48
FEDERAL HOME LOAN BANKS NOTES											
DTD 02/17/2015 2.375% 03/14/2025		3130A4CH3	25,840,000.00	DAIWA		95.68	24,724,900.64	(1,933,193.76)	(1,456,361.60)	2.15	4.45
FANNIE MAE NOTES											
DTD 04/24/2020 0.625% 04/22/2025		3135G03U5	50,000,000.00	CITIGRP		91.74	45,870,600.00	(4,026,400.00)	(4,081,852.85)	2.29	4.42
FHLMC (CALLABLE) NOTES											
DTD 05/06/2020 0.700% 05/06/2025		3134GVPR3	25,000,000.00	PIPER J		91.79	22,948,675.00	(2,051,325.00)	(2,051,325.00)	2.33	4.41
FANNIE MAE NOTES											
DTD 06/19/2020 0.500% 06/17/2025		3135G04Z3	50,000,000.00	WELLS_F		91.02	45,511,000.00	(4,385,500.00)	(4,438,044.41)	2.45	4.38
FREDDIE MAC NOTES											
DTD 07/23/2020 0.375% 07/21/2025		3137EAEU9	45,000,000.00	WELLS_F		90.49	40,719,150.00	(4,056,750.00)	(4,166,342.76)	2.54	4.34
FANNIE MAE NOTES											
DTD 08/27/2020 0.375% 08/25/2025		3135G05X7	50,000,000.00	BARCLAY		90.18	45,088,700.00	(4,677,300.00)	(4,787,244.08)	2.64	4.33



Managed Account Fair Market Value & Analytics

For the Month Ending December 31, 2022

SAN BERNARDINO COUNTY - 76990800

Security Type/Description	Dated Date/Coupon/Maturity	CUSIP	Par	Broker	Next Call Date	Market Price	Market Value	Unreal G/L On Cost	Unreal G/L Amort Cost	Effective Duration	YTM at Mkt
Federal Agency Bond / Note											
FREDDIE MAC (CALLABLE) NOTES	3134GWA22	19,900,000.00	OPCO	90.52	18,013,738.70	(1,886,261.30)	(1,886,261.30)	2.65	4.35		
DTD 09/02/2020 0.550% 09/02/2025											
FEDERAL HOME LOAN BANK NOTES	3130AK5E2	14,000,000.00	WELLS_F	90.14	12,619,124.00	(1,338,876.00)	(1,358,317.45)	2.66	4.31		
DTD 09/11/2020 0.375% 09/04/2025											
FREDDIE MAC NOTES	3137EAEX3	20,000,000.00	CITIGRP	89.88	17,976,240.00	(1,963,560.00)	(1,990,887.63)	2.72	4.34		
DTD 09/25/2020 0.375% 09/23/2025											
FANNIE MAE NOTES	3135G06G3	45,000,000.00	BARCLAY	89.85	40,433,085.00	(4,405,815.00)	(4,474,819.94)	2.83	4.32		
DTD 11/12/2020 0.500% 11/07/2025											
FANNIE MAE NOTES (CALLABLE)	3135G06L2	44,500,000.00	DIRECT	87.07	38,744,815.00	(357,335.00)	(441,791.16)	0.25	4.47		
DTD 12/18/2020 0.875% 12/18/2026											
FEDERAL HOME LOAN BANK NOTES	3130AQF65	50,000,000.00	WELLS_F	89.25	44,627,200.00	93,200.00	(21,213.23)	3.88	4.21		
DTD 12/22/2021 1.250% 12/21/2026											
Security Type Sub-Total			3,194,240,000.00				(91,143,663.06)		(90,132,743.73)	1.16	4.68

Corporate Note											
US BANK NA CINCINNATI	90331HPF4	12,000,000.00	BARCLAYS	99.96	11,994,816.00	4,896.00	(5,112.45)	0.03	3.65		
DTD 12/09/2019 1.950% 01/09/2023											
BANK OF NY MELLON CORP NOTES (CALLABLE)	06406RAM9	5,000,000.00	DIRECT	99.76	4,987,830.00	(84,520.00)	(12,243.83)	0.01	5.07		
DTD 01/28/2020 1.850% 01/27/2023											
BANK OF NY MELLON CORP NOTES (CALLABLE)	06406RAM9	17,241,000.00	MKTX	99.76	17,199,035.41	(71,619.11)	(42,066.50)	0.01	5.07		
DTD 01/28/2020 1.850% 01/27/2023											
TOTOTA MOTOR CREDIT CORP CORP NOTE (FLOA)	89236TJ55	10,000,000.00	JPMCHAS	99.94	9,993,830.00	(6,170.00)	(6,170.00)	0.00	4.65		
DTD 12/13/2021 4.660% 06/13/2023											
JOHN DEERE CAPITAL CORP CORPORATE NOTES	24422EVH9	3,000,000.00	BARCLAY	97.89	2,936,655.00	(60,885.00)	(62,940.83)	0.51	4.91		
DTD 06/04/2020 0.700% 07/05/2023											
CHEVRON USA INC CORPORATE NOTES	166756AJ5	10,000,000.00	BARCLAY	97.30	9,730,110.00	(269,890.00)	(269,890.00)	0.61	4.94		
DTD 08/12/2020 0.426% 08/11/2023											



Managed Account Fair Market Value & Analytics

For the Month Ending December 31, 2022

SAN BERNARDINO COUNTY - 76990800

Security Type/Description	CUSIP	Par	Broker	Next Call Date	Market Price	Market Value	Unreal G/L On Cost	Unreal G/L Amort Cost	Effective Duration	YTM at Mkt
Corporate Note										
JOHN DEERE CAPITAL CORP CORPORATE NOTES	24422EVJ5	3,000,000.00	MITSU		96.60	2,897,862.00	(98,658.00)	(101,242.60)	0.78	4.91
DTD 10/09/2020 0.400% 10/10/2023										
JOHN DEERE CAPITAL CORP CORPORATE NOTES	24422EVX4	3,000,000.00	RBC		96.34	2,890,347.00	(109,173.00)	(109,407.08)	1.02	4.58
DTD 01/10/2022 0.900% 01/10/2024										
BANK OF NY MELLON CORP NOTES (CALLABLE)	06406HCS6	6,957,000.00	JPMCHAS	01/05/24	98.39	6,845,124.48	(517,886.04)	(305,438.67)	0.99	5.18
DTD 02/04/2014 3.650% 02/04/2024										
TOYOTA MOTOR CREDIT CORP CORPORATE NOTES	89236TJX4	20,000,000.00	JPMCHAS		97.23	19,446,500.00	(541,100.00)	(545,934.47)	1.21	4.85
DTD 03/22/2022 2.500% 03/22/2024										
AMAZON.COM INC CORPORATE NOTES	023135CD6	50,000,000.00	JPMCHAS		97.52	48,758,700.00	(1,241,300.00)	(1,241,300.00)	1.27	4.74
DTD 04/13/2022 2.730% 04/13/2024										
BANK ON NY MELLON CORP FLT NOTES (CALLAB	06406RAT4	15,000,000.00	JPM	03/26/24	99.26	14,888,745.00	(111,255.00)	(111,255.00)	0.01	4.59
DTD 04/26/2021 4.570% 04/26/2024										
BANK OF NY MELLON CORP NOTES (CALLABLE)	06406RAS6	35,000,000.00	JPM	03/26/24	94.31	33,008,815.00	(1,953,735.00)	(1,974,749.37)	1.24	5.00
DTD 04/26/2021 0.500% 04/26/2024										
JOHN DEERE CAPITAL CORP CORPORATE NOTES	24422EVQ9	30,000,000.00	LOOP		94.00	28,200,630.00	(1,761,870.00)	(1,781,426.27)	1.43	4.82
DTD 06/10/2021 0.450% 06/07/2024										
TOYOTA MOTOR CREDIT CORP CORPORATE NOTES	89236TJH9	15,000,000.00	CITIGRP		93.91	14,086,290.00	(895,860.00)	(905,013.01)	1.46	4.85
DTD 06/18/2021 0.500% 06/18/2024										
TOTOTA MOTOR CREDIT CORP NOTE (FLOAT)	89236TJJS	20,000,000.00	CITIGRP		99.17	19,833,960.00	(166,040.00)	(166,040.00)	0.01	4.60
DTD 06/18/2021 4.570% 06/18/2024										
JOHN DEERE CAPITAL CORP CORPORATE NOTES	24422EVU0	15,000,000.00	CITIGRP		93.25	13,987,005.00	(1,003,245.00)	(1,007,497.28)	1.68	4.82
DTD 09/10/2021 0.625% 09/10/2024										



Managed Account Fair Market Value & Analytics

For the Month Ending December 31, 2022

SAN BERNARDINO COUNTY - 76990800

Security Type/Description	Dated Date/Coupon/Maturity	CUSIP	Par	Broker	Next Call Date	Market Price	Market Value	Unreal G/L On Cost	Unreal G/L Amort Cost	Effective Duration	YTM at Mkt
Corporate Note											
TOYOTA MOTOR CREDIT CORP CORPORATE NOTES		89236TJN6	40,000,000.00	JPMCHAS		93.20	37,281,800.00	(2,699,400.00)	(2,707,547.81)	1.69	4.83
DTD 09/13/2021 0.625% 09/13/2024											
JOHN DEERE CAPITAL CORP CORPORATE NOTES		24422EWM7	15,000,000.00	CITIGRP		99.63	14,944,650.00	(45,750.00)	(46,826.88)	1.71	4.76
DTD 10/11/2022 4.550% 10/11/2024											
BANK OF NY MELLON CORP (CALLABLE) CORP		06406RAX5	50,000,000.00	JPMCHAS	09/25/24	93.31	46,655,950.00	(3,311,550.00)	(3,324,389.87)	1.72	4.73
DTD 10/25/2021 0.850% 10/25/2024											
BANK OF NY MELLON CORP FLT NOTES (CALLAB)		06406RAY3	50,000,000.00	JPMCHAS	09/25/24	98.70	49,350,100.00	(649,900.00)	(649,900.00)	0.01	4.56
DTD 10/25/2021 4.510% 10/25/2024											
AMAZON.COM INC CORPORATE NOTES		023135CM6	25,000,000.00	JPMCHAS		100.05	25,013,200.00	29,950.00	29,237.72	1.85	4.67
DTD 12/01/2022 4.700% 11/29/2024											
JOHN DEERE CAPITAL CORP CORPORATE NOTES		24422EVY2	10,000,000.00	RBC		93.44	9,344,110.00	(651,190.00)	(652,716.64)	2.00	4.68
DTD 01/10/2022 1.250% 01/10/2025											
JOHN DEERE CAPITAL CORP CORPORATE NOTES		24422EWB1	7,000,000.00	MITSU		94.55	6,618,409.00	(378,581.00)	(379,404.91)	2.13	4.78
DTD 03/07/2022 2.125% 03/07/2025											
AMAZON.COM INC CORPORATE NOTES		023135CE4	50,000,000.00	JPMCHAS		96.47	48,235,500.00	(1,685,000.00)	(1,704,077.10)	2.21	4.64
DTD 04/13/2022 3.000% 04/13/2025											
BANK OF NY MELLON CORP (CALLABLE) CORP N		06406RBC0	50,000,000.00	CITIGRP	03/25/25	96.85	48,426,800.00	(1,566,200.00)	(1,567,798.17)	2.16	4.80
DTD 04/26/2022 3.350% 04/25/2025											
BANK OF NY MELLON CORP CORP NOTES (CALLA)		06406RBF3	20,000,000.00	JPMCHAS	06/13/24	97.80	19,560,040.00	(439,960.00)	(439,960.00)	1.43	4.39
DTD 06/13/2022 3.430% 06/13/2025											
MET TOWER GLOBAL FUNDING NOTES		58989VZE3	35,000,000.00	JPMCHAS		97.01	33,953,325.00	(1,012,375.00)	(1,018,696.72)	2.36	5.01
DTD 06/13/2022 3.700% 06/13/2025											
TOYOTA MOTOR CREDIT CORP CORPORATE NOTES		89236TKC8	15,000,000.00	BOFA		98.13	14,718,930.00	(266,820.00)	(269,225.34)	2.40	4.75
DTD 06/30/2022 3.950% 06/30/2025											



Managed Account Fair Market Value & Analytics

For the Month Ending December 31, 2022

SAN BERNARDINO COUNTY - 76990800

Security Type/Description	Dated Date/Coupon/Maturity	CUSIP	Par	Broker	Next Call Date	Market Price	Market Value	Unreal G/L On Cost	Unreal G/L Amort Cost	Effective Duration	YTM at Mkt
Corporate Note											
JOHN DEERE CAPITAL CORP CORPORATE NOTES	24422EWJ4	7,000,000.00	CREDITA			98.39	6,887,258.00	(109,242.00)	(109,609.24)	2.54	4.69
WALMART INC CORPORATE NOTES	93114ZEW9	5,000,000.00	BARCLAY			98.62	4,931,190.00	(65,310.00)	(65,674.05)	2.55	4.45
NESTLE HOLDINGS INC CORP NOTE	641062BA1	5,000,000.00	BAML			98.38	4,918,840.00	(79,510.00)	(79,675.75)	2.56	4.64
TOYOTA MOTOR CREDIT CORP CORP NOTES	89236TKK0	25,000,000.00	RBC CAP			101.68	25,418,750.00	448,250.00	446,850.36	2.67	4.76
BANK OF NY MELLON (CALLABLE) NOTES	06405LAC5	5,000,000.00	JPMCHAS		06/16/23	100.18	5,009,230.00	9,230.00	9,230.00	0.88	5.15
AMAZON.COM INC CORPORATE NOTES	023135CN4	25,000,000.00	JPMCHAS			99.93	24,983,200.00	(15,300.00)	(15,342.43)	2.76	4.62
Security Type Sub-Total		709,198,000.00					687,937,536.89	(21,376,968.15)	(21,193,254.19)	1.48	4.74

Commercial Paper											
CITIGROUP GLOBAL MARKETS COMM PAPER	17327BN35	50,000,000.00	CITIGRP			99.95	49,974,750.00	713,500.00	(19,777.78)	0.01	6.06
METLIFE SHORT TERM FUND COMM PAPER	59157UNA4	36,200,000.00	CHASE			99.87	36,152,831.40	328,798.57	(14,317.10)	0.03	4.70
METLIFE SHORT TERM FUND COMM PAPER	59157UNA4	41,765,000.00	CITIGRP			99.87	41,710,580.21	379,344.54	(16,518.05)	0.03	4.70
THUNDER BAY FUNDING LLC COMM PAPER	88602UNB2	50,000,000.00	RBC			99.85	49,926,450.00	722,700.00	(29,800.00)	0.03	4.82
BEDFORD ROW FUNDING COMM PAPER	07644BND0	25,000,000.00	CITIGRP			99.83	24,956,300.00	239,702.78	(11,616.67)	0.04	4.85
FAIRWAY FINANCE CORP COMM PAPER	30601WND7	35,000,000.00	JPMCHAS			99.83	34,939,065.00	506,142.78	(23,951.67)	0.04	4.83
LA FAYETTE ASSET SECURIT COMM PAPER	50286MNH0	25,000,000.00	JPMCHAS			99.78	24,944,900.00	362,677.78	(19,544.44)	0.05	4.68



Managed Account Fair Market Value & Analytics

For the Month Ending December 31, 2022

SAN BERNARDINO COUNTY - 76990800

Security Type/Description	Dated Date/Coupon/Maturity	CUSIP	Par	Broker	Next Call Date	Market Price	Market Value	Unreal G/L On Cost	Unreal G/L Amort Cost	Effective Duration	YTM at Mkt
Commercial Paper											
GTA FUNDING LLC COMM PAPER	40060XNLO	125,000,000.00	BARCLAY			99.74	124,670,625.00	997,708.33	(29,201.39)	0.06	4.76
-- 0.000% 01/20/2023											
CHARTA LLC COMM PAPER	16115WP19	50,000,000.00	CITIGRP			99.58	49,789,250.00	489,250.00	(38,527.78)	0.10	4.76
DTD 09/28/2022 0.000% 02/01/2023											
JOHNSON & JOHNSON COMM PAPER	47816GP11	75,000,000.00	WILLIAM			99.60	74,701,350.00	248,016.67	(33,858.33)	0.10	4.50
DTD 11/29/2022 0.000% 02/01/2023											
CHARIOT FUNDING LLC COMM PAPER	15963UPD2	30,500,000.00	CITIGRP			99.42	30,324,045.50	206,185.08	(6,552.42)	0.13	4.75
-- 0.000% 02/13/2023											
GTA FUNDING LLC COMM PAPER	40060XPJ8	50,000,000.00	TOR DOM			99.22	49,609,100.00	387,572.22	(8,261.11)	0.18	4.81
-- 0.000% 02/28/2023											
AMAZON.COM INC COMM PAPER	02314QRL5	50,000,000.00	WILLIAM			98.57	49,286,950.00	318,352.78	3,019.45	0.32	4.73
DTD 11/10/2022 0.000% 04/20/2023											
JP MORGAN SECURITIES LLC COMM PAPER	46640QS10	50,000,000.00	CHASE			98.37	49,187,450.00	378,866.67	9,116.67	0.36	4.91
DTD 11/07/2022 0.000% 05/01/2023											
OLD LINE FUNDING LLC COMM PAPER	67983US12	95,000,000.00	JPM			98.35	93,431,550.00	402,536.11	(32,616.67)	0.35	4.99
DTD 11/01/2022 0.000% 05/01/2023											
THUNDER BAY FUNDING LLC COMM PAPER	88602US35	25,000,000.00	RBC CAP			98.33	24,582,225.00	104,273.61	(6,872.22)	0.36	4.97
DTD 11/29/2022 0.000% 05/03/2023											
TOYOTA MOTOR CREDIT CORP COMM PAPER	89233HS39	50,000,000.00	TOYOTA			98.35	49,175,250.00	178,930.56	(2,944.44)	0.36	4.91
DTD 12/01/2022 0.000% 05/03/2023											
JOHNSON & JOHNSON COMM PAPER	47816GT17	75,000,000.00	WILLIAM			97.97	73,480,050.00	211,820.83	(25,679.17)	0.44	4.90
DTD 12/07/2022 0.000% 06/01/2023											
JP MORGAN SECURITIES LLC COMM PAPER	46640QUA7	50,000,000.00	CHASE			97.31	48,654,200.00	91,700.00	(26,355.56)	0.57	5.21
DTD 10/13/2022 0.000% 07/10/2023											
Security Type Sub-Total		988,465,000.00					979,496,922.11	7,268,079.31	(334,258.68)	0.20	4.88

Certificate of Deposit

ROYAL BANK OF CANADA NY CERT DEPOS	78012U6B6	50,000,000.00	RBC			99.98	49,987,834.90	(12,165.10)	(12,165.10)	0.01	5.17
DTD 06/01/2022 2.320% 01/03/2023											
BANK OF NOVA SCOTIA HOUS CERT DEPOS	06417MYV1	50,000,000.00	SCOTIA			99.98	49,987,726.75	(12,273.25)	(12,273.25)	0.01	5.18
DTD 06/01/2022 2.300% 01/03/2023											



Managed Account Fair Market Value & Analytics

For the Month Ending December 31, 2022

SAN BERNARDINO COUNTY - 76990800

Security Type/Description	Dated Date/Coupon/Maturity	CUSIP	Par	Broker	Next Call Date	Market Price	Market Value	Unreal G/L On Cost	Unreal G/L Amort Cost	Effective Duration	YTM at Mkt
Certificate of Deposit											
CREDIT AGRICOLE CIB NY CERT DEPOS	22536CBQ2	100,000,000.00	CREDITA			100.00	99,997,326.40	(2,673.60)	(2,673.60)	0.02	4.48
DTD 12/29/2022 4.290% 01/05/2023											
CANADIAN IMP BK COMM NY CERT DEPOS	13606KFS0	50,000,000.00	CIBC			99.93	49,963,753.95	(36,246.05)	(36,246.05)	0.03	4.74
DTD 04/06/2022 1.900% 01/09/2023											
BNP PARIBAS NY BRANCH CERT DEPOS	05586FY7	50,000,000.00	BNP			99.67	49,834,303.15	(165,696.85)	(165,696.85)	0.10	4.66
DTD 02/01/2022 0.960% 02/01/2023											
CITIBANK NA CERT DEPOS	17305T5U2	50,000,000.00	DIRECT			99.79	49,893,221.85	(106,778.15)	(106,778.15)	0.18	4.72
DTD 07/29/2022 3.500% 03/01/2023											
CANADIAN IMP BK COMM NY CERT DEPOS	13606KMD5	50,000,000.00	CIBC			99.80	49,899,140.25	(100,859.75)	(100,859.75)	0.18	4.72
DTD 08/23/2022 3.560% 03/01/2023											
SVENSKA HANDELSBANKEN NY CERT DEPOS	86959RF21	50,000,000.00	DIRECT			99.79	49,897,448.65	(102,551.35)	(102,551.35)	0.18	4.72
DTD 08/22/2022 3.540% 03/01/2023											
ROYAL BANK OF CANADA NY CERT DEPOS	78012U4K8	50,000,000.00	RBC			99.37	49,685,334.65	(314,665.35)	(314,665.35)	0.23	4.74
DTD 03/18/2022 1.910% 03/20/2023											
TORONTO DOMINION BANK NY CERT DEPOS	89114WVB8	50,000,000.00	TOR DOM			99.14	49,569,550.00	(430,450.00)	(430,450.00)	0.35	4.94
DTD 04/21/2022 2.420% 05/01/2023											
CANADIAN IMP BK COMM NY CERT DEPOS	13606KGV2	50,000,000.00	CIBC			99.17	49,586,150.00	(413,850.00)	(413,850.00)	0.35	4.94
DTD 04/27/2022 2.520% 05/01/2023											
CANADIAN IMP BK COMM NY CERT DEPOS	13606KPQ3	75,000,000.00	CIBC			100.03	75,018,995.70	18,995.70	18,995.70	0.42	5.07
DTD 10/27/2022 5.180% 05/26/2023											
BNP PARIBAS FORTIS SA CERT DEPOS	34959TSD9	50,000,000.00	BNP			99.37	49,686,543.65	(313,456.35)	(313,456.35)	0.44	5.08
DTD 07/14/2022 3.650% 06/01/2023											
SVENSKA HANDELSBANKEN NY CERT DEPOS	86959RZV5	50,000,000.00	DIRECT			99.05	49,523,690.90	(476,309.10)	(476,309.10)	0.45	5.08
DTD 06/08/2022 2.950% 06/07/2023											
NORDEA BANK ABP NEW YORK CERT DEPOS	65558UUF7	50,000,000.00	LOOP			98.98	49,492,200.00	(507,800.00)	(507,800.00)	0.47	5.15
DTD 06/08/2022 2.970% 06/14/2023											
COOPERATIEVE RABOBANK UA CERT DEPOS	21684LDZ2	50,000,000.00	RABO_DI			99.31	49,656,050.00	(343,950.00)	(343,950.00)	0.53	5.22
DTD 08/24/2022 3.910% 07/03/2023											



Managed Account Fair Market Value & Analytics

For the Month Ending December 31, 2022

SAN BERNARDINO COUNTY - 76990800

Security Type/Description	Dated Date/Coupon/Maturity	CUSIP	Par	Broker	Next Call Date	Market Price	Market Value	Unreal G/L On Cost	Unreal G/L Amort Cost	Effective Duration	YTM at Mkt
Certificate of Deposit											
TORONTO DOMINION BANK NY CERT DEPOS	89115BWE6	50,000,000.00	TOR DOM			99.66	49,831,950.00	(168,050.00)	(168,050.00)	0.78	5.39
DTD 09/26/2022 5.000%	10/02/2023										
Security Type Sub-Total		925,000,000.00					921,511,220.80	(3,488,779.20)	(3,488,779.20)	0.27	4.92

Asset-Backed Security											
TAOT 2019-D A3	89233MAD5	364,601.42	BARCLAYS			99.84	364,005.99	(569.11)	(588.87)	0.10	2.08
DTD 11/13/2019 1.920%	01/16/2024										
TAOT 2021-B A3	89190GAB3	951,129.20	CITIGRP			99.87	949,890.07	(1,221.63)	(1,232.10)	1.04	0.59
DTD 06/14/2021 0.460%	01/16/2024										
MBALT 2021-B A2	58769KAC8	3,231,286.28	JPMCHAS			99.81	3,225,276.41	(5,739.08)	(5,899.34)	0.08	0.40
DTD 06/29/2021 0.220%	01/16/2024										
HAROT 2019-4 A3	43813VAC2	1,018,053.99	CITI			99.67	1,014,689.22	(3,183.35)	(3,319.00)	0.15	2.15
DTD 11/26/2019 1.830%	01/18/2024										
HAROT 2020-1 A3	43813RAC1	2,357,395.40	JPM_CHAS			99.12	2,336,610.95	(20,322.41)	(20,639.17)	0.27	2.29
DTD 02/26/2020 1.610%	04/22/2024										
TLOT 2021-A A3	89238EAC0	3,566,986.69	JPMCHAS			98.64	3,518,320.86	(48,249.56)	(48,484.83)	0.29	1.44
DTD 04/21/2021 0.390%	04/22/2024										
HART 2021-B A2	44934KAB0	2,860,925.00	CITIGRP			99.65	2,850,837.66	(9,827.85)	(9,960.39)	0.11	0.50
DTD 07/28/2021 0.240%	05/15/2024										
TAOT 2020-A A3	89232HAC9	2,933,239.50	MUFG			99.42	2,916,146.63	(16,881.08)	(17,024.73)	0.19	2.09
DTD 02/12/2020 1.660%	05/15/2024										
TAOT 2021-C A2	89239BAB7	3,310,873.21	BARC			99.26	3,286,389.63	(24,233.28)	(24,353.35)	0.18	0.74
DTD 09/27/2021 0.200%	05/15/2024										
HAROT 2021-4 A2	43815GAB5	4,112,758.22	BK AMER			98.78	4,062,653.31	(49,997.15)	(50,044.92)	0.28	1.27
DTD 11/24/2021 0.390%	05/21/2024										
BHWLT 2022-1 A2	05601XAB5	2,708,012.99	MITSU			99.23	2,687,191.62	(20,819.74)	(20,820.40)	1.40	1.22
DTD 01/19/2022 0.670%	05/28/2024										
JDOT 2021-B A2	47789QAB6	7,808,852.22	MITSU			99.37	7,759,426.09	(49,249.65)	(49,337.56)	0.16	0.68
DTD 07/21/2021 0.250%	06/17/2024										
MBART 2021-1 A2	58772WAB9	4,674,903.81	MIZUHO			99.39	4,646,509.85	(27,929.74)	(28,140.38)	0.15	0.61
DTD 09/22/2021 0.210%	07/15/2024										



Managed Account Fair Market Value & Analytics

For the Month Ending December 31, 2022

SAN BERNARDINO COUNTY - 76990800

Security Type/Description	Dated Date/Coupon/Maturity	CUSIP	Par	Broker	Next Call Date	Market Price	Market Value	Unreal G/L On Cost	Unreal G/L Amort Cost	Effective Duration	YTM at Mkt
Asset-Backed Security											
JOHN DEERE OWNER TRUST	DTD 03/11/2020 1.100% 08/15/2024	47789KAC7	1,047,926.05	BOFA		99.06	1,038,115.47	(9,746.55)	(9,787.15)	0.26	1.68
TAOT 2021-D A2	DTD 11/15/2021 0.310% 08/15/2024	89238JAB1	3,777,574.93	RBC		98.97	3,738,650.42	(38,895.43)	(38,907.36)	1.62	0.95
TAOT 2022-A A2	DTD 01/31/2022 0.740% 10/15/2024	89239KAB7	2,918,545.61	MIZUHO		98.66	2,879,420.46	(39,046.94)	(39,073.46)	0.33	1.50
HART 2021-C A2A	DTD 11/17/2021 0.360% 10/15/2024	44935FAB0	5,158,316.04	SMBC		98.88	5,100,426.84	(57,588.99)	(57,704.78)	0.27	0.99
JDOT 2022-A A2	DTD 03/16/2022 1.900% 11/15/2024	47787JAB4	4,747,195.04	BOFA		98.89	4,694,389.62	(52,545.75)	(52,623.25)	0.36	2.51
MBALT 2021-B A3	DTD 06/29/2021 0.400% 11/15/2024	58769KAD6	16,500,000.00	JPMCHAS		97.18	16,034,959.05	(463,795.20)	(464,351.00)	0.67	1.93
BMWLT 2021-2 A3	DTD 09/15/2021 0.330% 12/26/2024	09690AAC7	7,309,618.35	WELLS_F		97.78	7,147,195.71	(161,668.29)	(161,966.13)	0.51	1.46
BMWOT 2022-A A2A	DTD 05/18/2022 2.520% 12/26/2024	05602RAB7	9,302,353.94	RBC		99.02	9,210,734.13	(90,950.98)	(91,110.99)	0.36	3.03
TAOT 2022-B A2A	DTD 04/13/2022 2.350% 01/15/2025	89238FAB9	6,786,839.22	MITSU		98.76	6,702,930.13	(83,613.19)	(83,690.39)	0.45	2.97
CHAIT 2020-A1 A1	DTD 02/18/2020 1.530% 01/15/2025	161571HP2	8,000,000.00	JPMCHASE		99.93	7,994,520.00	(3,647.20)	(4,718.46)	2.01	1.56
BMWLT 2022-1 A3	DTD 01/19/2022 1.100% 03/25/2025	05601XAC3	8,250,000.00	MITSU		96.63	7,971,895.80	(276,870.83)	(277,239.46)	2.21	2.65
HART 2022-B A2A	DTD 07/20/2022 3.640% 05/15/2025	44918MAB6	10,000,000.00	BARCLAY		98.97	9,897,197.00	(102,296.00)	(102,377.22)	0.62	4.09
JDOT 2022-B A2	DTD 07/20/2022 3.730% 06/16/2025	47800AAB6	10,500,000.00	RBC		99.12	10,408,093.50	(90,794.55)	(90,967.31)	0.71	4.10
HAROT 2021-2 A3	DTD 05/26/2021 0.330% 08/15/2025	43811JAC1	9,628,013.30	WELLS_F		96.48	9,288,997.47	(222,426.61)	(252,522.90)	0.72	1.70
HAROT 2021-2 A3	DTD 05/26/2021 0.330% 08/15/2025	43811JAC1	18,293,225.27	CITIGRP		96.48	17,649,095.20	(643,416.63)	(643,687.29)	0.72	1.70
JDOT 2022-C A2	DTD 10/19/2022 4.980% 08/15/2025	47800BAB4	34,500,000.00	CITIGRP		99.94	34,480,435.05	(18,329.85)	(18,418.50)	0.91	5.00
MBART 2022-1 A2	DTD 11/22/2022 5.260% 10/15/2025	58768PAB0	12,250,000.00	SMBC		100.19	12,273,025.10	23,807.87	23,778.28	0.89	5.19



Managed Account Fair Market Value & Analytics

For the Month Ending December 31, 2022

SAN BERNARDINO COUNTY - 76990800

Security Type/Description	Dated Date/Coupon/Maturity	CUSIP	Par	Broker	Next Call Date	Market Price	Market Value	Unreal G/L On Cost	Unreal G/L Amort Cost	Effective Duration	YTM at Mkt
Asset-Backed Security											
TAOT 2021-B A3		89190GAC1	37,000,000.00	CITIGRP		96.03	35,531,351.60	(1,464,663.50)	(1,466,058.34)	0.78	1.67
DTD 06/14/2021 0.260% 11/17/2025											
HART 2022-C A2A		44933DAB7	37,500,000.00	SMBC		100.23	37,584,716.25	87,037.50	86,926.06	0.81	5.27
DTD 11/09/2022 5.350% 11/17/2025											
TAOT 2021-C A3		89239BAC5	12,000,000.00	BARC		94.84	11,380,480.80	(618,562.80)	(618,843.45)	1.10	2.19
DTD 09/27/2021 0.430% 01/15/2026											
HART 2021-B A3		44934KAC8	17,000,000.00	CITIGRP		95.57	16,247,574.90	(748,673.20)	(749,873.26)	0.92	1.88
DTD 07/28/2021 0.380% 01/15/2026											
TAOT 2022-D A2A		89239HAB4	24,000,000.00	RBC CAP		100.14	24,033,264.00	33,530.40	33,518.04	0.96	5.22
DTD 11/08/2022 5.270% 01/15/2026											
HART 2021-4 A3		43815GAC3	7,750,000.00	BK AMER		94.90	7,355,097.98	(393,268.32)	(393,701.75)	1.26	2.62
DTD 11/24/2021 0.880% 01/21/2026											
JDOT 2021-B A3		47789QAC4	13,500,000.00	MITSU		95.00	12,825,598.05	(673,197.75)	(673,572.69)	1.11	2.13
DTD 07/21/2021 0.520% 03/16/2026											
TAOT 2021-D A3		89238JAC9	7,000,000.00	RBC		94.28	6,599,579.70	(400,271.20)	(400,309.31)	1.25	2.52
DTD 11/15/2021 0.710% 04/15/2026											
HART 2021-C A3		44935FAD6	5,500,000.00	SMBC		94.23	5,182,753.40	(316,019.00)	(316,325.90)	1.23	2.52
DTD 11/17/2021 0.740% 05/15/2026											
TAOT 2022-A A3		89239KAC5	4,250,000.00	MIZUHO		94.74	4,026,405.80	(222,871.70)	(223,023.35)	1.39	2.83
DTD 01/31/2022 1.230% 06/15/2026											
MBART 2021-1 A3		58772WAC7	21,000,000.00	MIZUHO		94.98	19,945,724.40	(1,051,528.80)	(1,052,269.97)	1.02	1.96
DTD 09/22/2021 0.460% 06/15/2026											
BHWOT 2022-A A3		05602RAD3	14,000,000.00	RBC		97.45	13,643,336.00	(355,936.00)	(356,042.40)	1.24	3.96
DTD 05/18/2022 3.210% 08/25/2026											
TAOT 2022-B A3		89238FAD5	12,000,000.00	MITSU		96.74	11,609,341.20	(390,378.00)	(390,423.70)	1.65	3.87
DTD 04/13/2022 2.930% 09/15/2026											
JDOT 2022-A A3		47787JAC2	8,000,000.00	BOFA		95.83	7,666,189.60	(332,040.80)	(332,353.84)	1.50	3.52
DTD 03/16/2022 2.320% 09/16/2026											
HART 2022-B A3		44918WAD2	11,000,000.00	BARCLAY		98.07	10,787,195.10	(212,800.50)	(212,800.96)	1.76	4.26
DTD 07/20/2022 3.720% 11/16/2026											
JDOT 2022-B A3		47800AAC4	8,600,000.00	RBC		97.40	8,376,525.56	(222,653.14)	(222,734.19)	1.96	4.43
DTD 07/20/2022 3.740% 02/16/2027											
AMXCA 2022-2 A		02582JIT8	20,000,000.00	BARCLAY		97.07	19,414,918.00	(580,658.00)	(581,197.93)	2.24	4.12
DTD 05/24/2022 3.390% 05/17/2027											



Managed Account Fair Market Value & Analytics

For the Month Ending December 31, 2022

SAN BERNARDINO COUNTY - 76990800

Security Type/Description	Dated Date/Coupon/Maturity	CUSIP	Par	Broker	Next Call Date	Market Price	Market Value	Unreal G/L On Cost	Unreal G/L Amort Cost	Effective Duration	YTM at Mkt
Asset-Backed Security											
JDOT 2022-C A3		47800BAC2	28,961,000.00	CITIGRP		100.21	29,022,487.10	63,734.47	63,636.64	2.17	5.04
DTD 10/19/2022 5.090% 06/15/2027											
HART 2022-C A3		44933DAD3	48,500,000.00	SMBC		101.09	49,030,590.00	530,822.80	530,815.45	2.00	5.11
DTD 11/09/2022 5.390% 06/15/2027											
MBART 2022-1 A3		58768PAC8	20,500,000.00	SMBC		100.82	20,667,480.90	171,535.80	171,441.94	2.10	5.01
DTD 11/22/2022 5.210% 08/16/2027											
TAOT 2022-D A3		89239HAD0	70,500,000.00	RBC CAP		101.20	71,347,684.95	854,643.30	854,431.25	2.25	5.01
DTD 11/08/2022 5.300% 09/15/2027											
AMXCA 2022-4 A		02582JUX9	33,000,000.00	BARCLAY		100.69	33,228,769.20	230,406.00	230,352.56	2.56	4.79
DTD 11/03/2022 4.950% 10/15/2027											
Security Type Sub-Total			670,429,625.68			661,635,093.73	(8,621,861.19)	(8,663,621.51)	(8,663,621.51)	1.36	3.67
Managed Account Sub-Total			12,885,325,169.71			12,476,363,363.44	(261,253,023.08)	(284,614,240.05)	(284,614,240.05)	1.22	4.57
Securities Sub-Total			\$12,885,325,169.71			\$12,476,363,363.44	(\$261,253,023.08)	(\$284,614,240.05)	(\$284,614,240.05)	1.22	4.57%
Accrued Interest						\$37,867,608.07					
Total Investments						\$12,514,230,971.51					



Managed Account Security Transactions & Interest

For the Month Ending December 31, 2022

SAN BERNARDINO COUNTY - 76990800

Transaction Type	Trade	Settle	Security Description	CUSIP	Par	Principal Proceeds	Accrued Interest	Total	Realized G/L Cost	Realized G/L Amort Cost	Sale Method
BUY											
	11/29/22	12/01/22	AMAZON.COM INC CORPORATE NOTES DTD 12/01/2022 4.600% 12/01/2025	023135CN4	25,000,000.00	(24,998,500.00)	0.00	(24,998,500.00)			
	11/29/22	12/01/22	AMAZON.COM INC CORPORATE NOTES DTD 12/01/2022 4.700% 11/29/2024	023135CM6	25,000,000.00	(24,983,250.00)	0.00	(24,983,250.00)			
	11/29/22	12/01/22	FEDERAL HOME LOAN BANKS NOTES DTD 12/01/2022 4.860% 09/01/2023	3130AU2L7	100,000,000.00	(100,000,000.00)	0.00	(100,000,000.00)			
	11/29/22	12/05/22	FED HOME LN DISCOUNT NT DISC NOTES	313384BN8	50,000,000.00	(49,632,500.00)	0.00	(49,632,500.00)			
	11/30/22	12/01/22	FEDERAL HOME LOAN BANK NOTES DTD 12/22/2021 1.250% 12/21/2026	3130AQF65	50,000,000.00	(44,534,000.00)	(277,777.78)	(44,811,777.78)			
	12/01/22	12/01/22	FEDERATED GOVT OBLIGATIONS FUND	608919718	41,000,000.00	(41,000,000.00)	0.00	(41,000,000.00)			
	12/01/22	12/01/22	CANTOR FITZGERALD REPO AGRMT DTD 12/01/2022 3.780% 12/02/2022	RE1362905	100,000,000.00	(100,000,000.00)	0.00	(100,000,000.00)			
	12/01/22	12/05/22	TOYOTA MOTOR CREDIT CORP COMM PAPER	89233HS39	50,000,000.00	(48,996,319.44)	0.00	(48,996,319.44)			
	12/01/22	12/06/22	DTD 12/01/2022 0.000% 05/03/2023 FHMS KJ21 A2	3137FHGE7	10,414,801.37	(10,204,878.03)	(5,352.05)	(10,210,230.08)			
	12/02/22	12/02/22	CANTOR FITZGERALD REPO AGRMT DTD 12/02/2022 3.780% 12/05/2022	RE1362913	100,000,000.00	(100,000,000.00)	0.00	(100,000,000.00)			
	12/02/22	12/02/22	FEDERATED GOVT OBLIGATIONS FUND	608919718	35,000,000.00	(35,000,000.00)	0.00	(35,000,000.00)			
	12/02/22	12/07/22	FEDERAL HOME LOAN BANKS NOTES DTD 12/07/2022 4.860% 08/01/2023	3130AU4C5	100,000,000.00	(100,000,000.00)	0.00	(100,000,000.00)			
	12/05/22	12/05/22	CANTOR FITZGERALD REPO AGRMT DTD 12/05/2022 3.780% 12/06/2022	RE1362921	100,000,000.00	(100,000,000.00)	0.00	(100,000,000.00)			
	12/05/22	12/07/22	FEDERAL HOME LOAN BANKS NOTES DTD 12/07/2022 4.800% 07/03/2023	3130AU4Z4	150,000,000.00	(150,000,000.00)	0.00	(150,000,000.00)			
	12/06/22	12/06/22	CANTOR FITZGERALD REPO AGRMT DTD 12/06/2022 3.780% 12/07/2022	RE1362939	100,000,000.00	(100,000,000.00)	0.00	(100,000,000.00)			
	12/07/22	12/07/22	CANTOR FITZGERALD REPO AGRMT DTD 12/07/2022 3.750% 12/08/2022	RE1362947	100,000,000.00	(100,000,000.00)	0.00	(100,000,000.00)			
	12/07/22	12/08/22	JOHNSON & JOHNSON COMM PAPER DTD 12/07/2022 0.000% 06/01/2023	47816GT17	75,000,000.00	(73,268,229.17)	0.00	(73,268,229.17)			



Managed Account Security Transactions & Interest

For the Month Ending December 31, 2022

SAN BERNARDINO COUNTY - 76990800

Transaction Type	Trade	Settle	Security Description	CUSIP	Par	Principal Proceeds	Accrued Interest	Total	Realized G/L Cost	Realized G/L Amort Cost	Sale Method
BUY	12/08/22	12/08/22	CALIFORNIA ASSET MANAGEMENT PROGRAM	CAMPMF025	120,000,000.00	(120,000,000.00)	0.00	(120,000,000.00)			
	12/08/22	12/08/22	CANTOR FITZGERALD REPO AGRMT	REI362954	100,000,000.00	(100,000,000.00)	0.00	(100,000,000.00)			
	12/08/22	12/09/22	FANNIE MAE NOTES (CALLABLE)	3135G06L2	44,500,000.00	(39,102,150.00)	(184,953.13)	(39,287,103.13)			
	12/08/22	12/12/22	FEDERAL HOME LOAN BANK NOTES	3130AU6Y5	75,000,000.00	(75,000,000.00)	0.00	(75,000,000.00)			
	12/09/22	12/09/22	CANTOR FITZGERALD REPO AGRMT	REI362962	100,000,000.00	(100,000,000.00)	0.00	(100,000,000.00)			
	12/09/22	12/09/22	FEDERATED GOVT OBLIGATIONS FUND	608919718	60,000,000.00	(60,000,000.00)	0.00	(60,000,000.00)			
	12/09/22	12/09/22	FEDERATED GOVT OBLIGATIONS FUND	608919718	542,000,000.00	(542,000,000.00)	0.00	(542,000,000.00)			
	12/12/22	12/12/22	FEDERATED GOVT OBLIGATIONS FUND	608919718	50,000,000.00	(50,000,000.00)	0.00	(50,000,000.00)			
	12/12/22	12/12/22	CANTOR FITZGERALD REPO	REI362970	100,000,000.00	(100,000,000.00)	0.00	(100,000,000.00)			
	12/13/22	12/13/22	CANTOR FITZGERALD REPO AGRMT	REI362988	100,000,000.00	(100,000,000.00)	0.00	(100,000,000.00)			
	12/14/22	12/14/22	CANTOR FITZGERALD REPO AGRMT	REI362996	100,000,000.00	(100,000,000.00)	0.00	(100,000,000.00)			
	12/14/22	12/15/22	JP MORGAN SECURITIES LLC COMM PAPER	4664QUA7	50,000,000.00	(48,562,500.00)	0.00	(48,562,500.00)			
	12/15/22	12/15/22	CANTOR FITZGERALD REPO AGRMT	REI363002	100,000,000.00	(100,000,000.00)	0.00	(100,000,000.00)			
	12/15/22	12/15/22	CREDIT AGRICOLE CIB NY CERT DEPOS	22536A7G3	300,000,000.00	(300,000,000.00)	0.00	(300,000,000.00)			
	12/15/22	12/16/22	FEDERAL HOME LOAN BANKS NOTES	3130AUBJ2	50,000,000.00	(50,000,000.00)	0.00	(50,000,000.00)			
	12/15/22	12/19/22	FEDERAL HOME LOAN BANKS NOTES	3130AUBU7	100,000,000.00	(100,000,000.00)	0.00	(100,000,000.00)			
	12/16/22	12/16/22	CANTOR FITZGERALD REPO AGRMT	REI363010	100,000,000.00	(100,000,000.00)	0.00	(100,000,000.00)			
	12/16/22	12/16/22	CREDIT AGRICOLE CIB NY CERT DEPOS	22536CAD2	235,000,000.00	(235,000,000.00)	0.00	(235,000,000.00)			



Managed Account Security Transactions & Interest

For the Month Ending December 31, 2022

SAN BERNARDINO COUNTY - 76990800

Transaction Type	Trade	Settle	Security Description	CUSIP	Par	Principal Proceeds	Accrued Interest	Total	Realized G/L Cost	Realized G/L Amort Cost	Sale Method
BUY	12/19/22	12/19/22	CREDIT AGRICOLE CIB NY CERT DEPOS DTD 12/19/2022 4.290% 12/20/2022	22536CAM2	139,000,000.00	(139,000,000.00)	0.00	(139,000,000.00)			
	12/19/22	12/19/22	CANTOR FITZGERALD REPO AGRMT DTD 12/19/2022 4.250% 12/20/2022	RE1363028	100,000,000.00	(100,000,000.00)	0.00	(100,000,000.00)			
	12/20/22	12/20/22	CANTOR FITZGERALD REPO AGRMT DTD 12/20/2022 4.250% 12/21/2022	RE1363036	100,000,000.00	(100,000,000.00)	0.00	(100,000,000.00)			
	12/20/22	12/20/22	CREDIT AGRICOLE CIB NY CERT DEPOS DTD 12/20/2022 4.290% 12/21/2022	22536CAS9	175,000,000.00	(175,000,000.00)	0.00	(175,000,000.00)			
	12/20/22	12/27/22	FEDERAL HOME LOAN BANKS NOTES DTD 12/27/2022 4.820% 08/01/2023	3130AUD27	100,000,000.00	(100,000,000.00)	0.00	(100,000,000.00)			
	12/21/22	12/21/22	CANTOR FITZGERALD REPO AGRMT DTD 12/21/2022 4.230% 12/22/2022	RE1363044	100,000,000.00	(100,000,000.00)	0.00	(100,000,000.00)			
	12/21/22	12/21/22	CREDIT AGRICOLE CIB NY CERT DEPOS DTD 12/21/2022 4.290% 12/22/2022	22536CAU4	125,000,000.00	(125,000,000.00)	0.00	(125,000,000.00)			
	12/22/22	12/22/22	CREDIT AGRICOLE CIB NY CERT DEPOS DTD 12/22/2022 4.290% 12/27/2022	22536CAZ3	180,000,000.00	(180,000,000.00)	0.00	(180,000,000.00)			
	12/22/22	12/22/22	CANTOR FITZGERALD REPO AGRMT DTD 12/22/2022 4.230% 12/27/2022	RE1363051	100,000,000.00	(100,000,000.00)	0.00	(100,000,000.00)			
	12/27/22	12/27/22	FEDERATED GOVT OBLIGATIONS FUND	608919718	70,000,000.00	(70,000,000.00)	0.00	(70,000,000.00)			
	12/27/22	12/27/22	CREDIT AGRICOLE CIB NY CERT DEPOS DTD 12/27/2022 4.290% 12/28/2022	22536CBK5	300,000,000.00	(300,000,000.00)	0.00	(300,000,000.00)			
	12/27/22	12/27/22	CANTOR FITZGERALD REPO AGRMT DTD 12/27/2022 4.230% 12/28/2022	RE1363069	100,000,000.00	(100,000,000.00)	0.00	(100,000,000.00)			
	12/27/22	12/27/22	CALIFORNIA ASSET MANAGEMENT PROGRAM	CAMPMF025	40,000,000.00	(40,000,000.00)	0.00	(40,000,000.00)			
	12/27/22	12/28/22	FED HOME LN DISCOUNT NT DISC NOTES DTD 04/20/2022 0.000% 04/20/2023	313384EPO	100,000,000.00	(98,584,361.11)	0.00	(98,584,361.11)			
	12/28/22	12/28/22	CREDIT AGRICOLE CIB NY CERT DEPOS DTD 12/28/2022 4.290% 12/29/2022	22536CBL3	300,000,000.00	(300,000,000.00)	0.00	(300,000,000.00)			
	12/28/22	12/28/22	FEDERATED GOVT OBLIGATIONS FUND	608919718	220,000,000.00	(220,000,000.00)	0.00	(220,000,000.00)			
	12/28/22	12/28/22	CANTOR FITZGERALD REPO AGRMT DTD 12/28/2022 4.230% 12/29/2022	RE1363077	100,000,000.00	(100,000,000.00)	0.00	(100,000,000.00)			



Managed Account Security Transactions & Interest

For the Month Ending December 31, 2022

SAN BERNARDINO COUNTY - 76990800

Transaction Type	Trade	Settle	Security Description	CUSIP	Par	Principal Proceeds	Accrued Interest	Total	Realized G/L Cost	Realized G/L Amort Cost	Sale Method
BUY											
	12/28/22	12/29/22	FED FARM CRD DISCOUNT NT DISC NOTES	313312LD0	75,000,000.00	(72,622,000.00)	0.00	(72,622,000.00)			
	12/29/22	12/29/22	DTD 12/29/2022 0.000% 09/01/2023								
	12/29/22	12/29/22	CANTOR FITZGERALD REPO AGRMT	RE1363085	100,000,000.00	(100,000,000.00)	0.00	(100,000,000.00)			
	12/29/22	12/29/22	DTD 12/29/2022 4.210% 01/03/2023								
	12/29/22	12/29/22	CREDIT AGRICOLE CIB NY CERT DEPOS	22536CBQ2	100,000,000.00	(100,000,000.00)	0.00	(100,000,000.00)			
	12/29/22	12/29/22	DTD 12/29/2022 4.290% 01/05/2023								
Transaction Type Sub-Total					6,161,914,801.37	(6,142,488,687.75)	(468,082.96)	(6,142,956,770.71)			
INTEREST											
	12/01/22	12/01/22	CREDIT AGRICOLE CIB NY CERT DEPOS	22536A4X9	0.00	0.00	432.72	432.72			
	12/01/22	12/25/22	DTD 11/28/2022 3.790% 11/29/2022								
	12/01/22	12/25/22	FHMS K034 A2	3137B5JM6	24,937,792.75	0.00	73,379.46	73,379.46			
	12/01/22	12/25/22	DTD 11/01/2013 3.531% 07/01/2023								
	12/01/22	12/25/22	FRESB 2021-SB83	30318NAA1	3,475,940.28	0.00	1,824.87	1,824.87			
	12/01/22	12/25/22	DTD 02/01/2021 0.670% 01/01/2026								
	12/01/22	12/25/22	FHMS KJ36 A1	3137H4RZ5	1,744,285.90	0.00	1,886.74	1,886.74			
	12/01/22	12/25/22	DTD 12/01/2021 1.298% 12/01/2026								
	12/01/22	12/25/22	FHMS K046 A2	3137BJP64	50,000,000.00	0.00	133,541.65	133,541.65			
	12/01/22	12/25/22	DTD 06/17/2015 3.205% 03/01/2025								
	12/01/22	12/25/22	FHMS K050 A2	3137BLW95	30,000,000.00	0.00	83,349.99	83,349.99			
	12/01/22	12/25/22	DTD 11/01/2015 3.334% 08/01/2025								
	12/01/22	12/25/22	FHMS K739 A2	3137F64P9	12,000,000.00	0.00	13,360.00	13,360.00			
	12/01/22	12/25/22	DTD 11/01/2020 1.336% 09/01/2027								
	12/01/22	12/25/22	FHMS K033 A2	3137B4WB8	2,800,000.00	0.00	7,140.00	7,140.00			
	12/01/22	12/25/22	DTD 10/01/2013 3.060% 07/01/2023								
	12/01/22	12/25/22	FHMS K729 A2	3137FCM43	16,500,000.00	0.00	43,119.99	43,119.99			
	12/01/22	12/25/22	DTD 12/01/2017 3.136% 10/01/2024								
	12/01/22	12/25/22	FHMS K068 A2	3137FBBX3	81,306,000.00	0.00	219,797.19	219,797.19			
	12/01/22	12/25/22	DTD 10/27/2017 3.244% 08/01/2027								
	12/01/22	12/25/22	FHMS KJ32 A1	3137F72U8	548,490.57	0.00	235.85	235.85			
	12/01/22	12/25/22	DTD 11/01/2020 0.516% 06/01/2025								
	12/01/22	12/25/22	FHMS K052 A1	3137BM7C4	50,000,000.00	0.00	137,833.35	137,833.35			
	12/01/22	12/25/22	DTD 12/01/2015 3.308% 09/01/2025								



Managed Account Security Transactions & Interest

For the Month Ending December 31, 2022

SAN BERNARDINO COUNTY - 76990800

Transaction Type	Trade	Settle	Security Description	CUSIP	Par	Principal Proceeds	Accrued Interest	Total	Realized G/L Cost	Realized G/L Amort Cost	Sale Method
INTEREST											
	12/01/22	12/25/22	FRESB 2022-SB97 DTD 04/01/2022 1.780% 02/01/2027	30311SAA7	21,889,590.36	0.00	32,469.55	32,469.55			
	12/01/22	12/25/22	FHMS K045 A2 DTD 05/01/2015 3.023% 01/01/2025	3137BHJ01	22,853,506.00	0.00	57,571.80	57,571.80			
	12/01/22	12/25/22	FHMS KJ34 A1 DTD 07/01/2021 0.681% 06/01/2026	3137HILS3	5,907,416.41	0.00	3,352.46	3,352.46			
	12/01/22	12/25/22	FHMS K736 A2 DTD 09/01/2019 2.282% 07/01/2026	3137FNWX4	15,000,000.00	0.00	28,525.01	28,525.01			
	12/01/22	12/25/22	FHMS K047 A2 DTD 07/30/2015 3.329% 05/01/2025	3137BKRJ1	75,000,000.00	0.00	208,062.53	208,062.53			
	12/01/22	12/25/22	FHLMC MULTIFAMILY STRUCTURED P DTD 08/01/2017 3.117% 06/01/2027	3137F2LJ3	36,557,817.00	0.00	94,958.93	94,958.93			
	12/01/22	12/25/22	FHMS K732 AM DTD 06/28/2018 3.700% 05/01/2025	3137FG7G4	25,000,000.00	0.00	77,083.33	77,083.33			
	12/01/22	12/25/22	FHMS K042 A2 DTD 01/28/2015 2.670% 12/01/2024	3137BFXT3	65,470,000.00	0.00	145,670.75	145,670.75			
	12/01/22	12/25/22	FRESB 2022-SB104 ASF DTD 11/01/2022 2.600% 09/01/2027	303290AAA1	26,000,000.00	0.00	56,333.34	56,333.34			
	12/01/22	12/25/22	FHMS K062 A2 DTD 02/01/2017 3.413% 12/01/2026	3137BUX60	28,867,855.00	0.00	82,105.00	82,105.00			
	12/01/22	12/25/22	FHLMC SERIES K037 A2 DTD 03/01/2014 3.490% 01/01/2024	3137B7YY9	59,843,000.00	0.00	174,043.37	174,043.37			
	12/01/22	12/25/22	FHMS KJ23 A1 DTD 01/29/2019 3.683% 10/01/2025	3137FKSQ0	60,000,000.00	0.00	184,150.02	184,150.02			
	12/01/22	12/25/22	FHLMC SERIES K049 A2 DTD 10/01/2015 3.010% 07/01/2025	3137BLMZ8	10,000,000.00	0.00	25,083.33	25,083.33			
	12/01/22	12/25/22	FHLMC MULTIFAMILY STRUCTURED P DTD 11/01/2016 2.454% 08/01/2023	3137BSPW7	23,350,093.41	0.00	47,750.94	47,750.94			
	12/01/22	12/25/22	FHMS K726 A1 DTD 06/01/2017 2.700% 10/01/2025	3137BYLE8	25,000,000.00	0.00	56,250.00	56,250.00			
	12/01/22	12/25/22	FHMS K740 A2 DTD 11/01/2020 1.470% 09/01/2027	3137F2B0	22,000,000.00	0.00	26,950.00	26,950.00			
	12/01/22	12/25/22	FHMS K055 A2 DTD 06/22/2016 2.673% 03/01/2026	3137BPW21	83,500,000.00	0.00	185,996.25	185,996.25			



Managed Account Security Transactions & Interest

For the Month Ending December 31, 2022

SAN BERNARDINO COUNTY - 76990800

Transaction Type	Trade	Settle	Security Description	CUSIP	Par	Principal Proceeds	Accrued Interest	Total	Realized G/L Cost	Realized G/L Amort Cost	Sale Method
INTEREST											
	12/01/22	12/25/22	FRESB 2022-SB103 A5F DTD 10/01/2022 2.080% 06/01/2027	30329MAA0	8,495,780.17	0.00	14,726.02	14,726.02			
	12/01/22	12/25/22	FHMS K729 A2 DTD 01/01/2020 2.525% 10/01/2026	3137FQXJ7	8,250,000.00	0.00	17,359.38	17,359.38			
	12/01/22	12/25/22	FRESB 2021-SB82 A5 DTD 01/01/2021 0.670% 11/01/2025	30318CAA5	3,911,057.08	0.00	2,183.67	2,183.67			
	12/01/22	12/25/22	FHMS K733 A2 DTD 11/09/2018 3.750% 08/01/2025	3137FJX07	3,330,000.00	0.00	10,406.25	10,406.25			
	12/01/22	12/25/22	FHMC MULTIFAMILY STRUCTURED P DTD 07/01/2017 3.243% 04/01/2027	3137FIG44	50,000,000.00	0.00	135,125.00	135,125.00			
	12/01/22	12/25/22	FHMS KMP1 A2 DTD 09/01/2017 2.982% 08/01/2024	3137FATE8	50,000,000.00	0.00	124,250.00	124,250.00			
	12/01/22	12/25/22	FHMS KJ39 A1 DTD 04/01/2022 2.750% 04/01/2027	3137H73W1	38,433,460.95	0.00	88,076.66	88,076.66			
	12/01/22	12/25/22	FHMS K039 A2 DTD 09/01/2014 3.303% 07/01/2024	3137BDCW4	25,000,000.00	0.00	68,812.50	68,812.50			
	12/04/22	12/04/22	FREDDIE MAC NOTES DTD 12/04/2020 0.250% 12/04/2023	3137EAF2	62,000,000.00	0.00	77,500.00	77,500.00			
	12/07/22	12/07/22	JOHN DEERE CAPITAL CORP CORPORATE NOTES DTD 06/10/2021 0.450% 06/07/2024	24422EVQ9	30,000,000.00	0.00	67,500.00	67,500.00			
	12/09/22	12/09/22	FFCB FLOATING NOTES DTD 06/09/2020 4.620% 06/09/2023	3133ELH72	45,000,000.00	0.00	401,099.99	401,099.99			
	12/13/22	12/13/22	TOTOTA MOTOR CREDIT CORP CORP NOTE (FLOA DTD 12/13/2021 4.660% 06/13/2023	89236TJ55	10,000,000.00	0.00	33,452.78	33,452.78			
	12/13/22	12/13/22	BANK OF NY MELLON CORP CORP NOTES (CALLA DTD 06/13/2022 3.430% 06/13/2025	06406RBF3	20,000,000.00	0.00	343,000.00	343,000.00			
	12/13/22	12/13/22	MET TOWER GLOBAL FUNDING NOTES DTD 06/13/2022 3.700% 06/13/2025	58989V2E3	35,000,000.00	0.00	647,500.00	647,500.00			
	12/13/22	12/13/22	FEDERAL HOME LOAN BANK NOTES DTD 11/06/2014 2.750% 12/13/2024	3130A3GE8	60,000,000.00	0.00	825,000.00	825,000.00			



Managed Account Security Transactions & Interest

For the Month Ending December 31, 2022

SAN BERNARDINO COUNTY - 76990800

Transaction Type	Trade	Settle	Security Description	CUSIP	Par	Principal Proceeds	Accrued Interest	Total	Realized G/L Cost	Realized G/L Amort Cost	Sale Method
INTEREST											
	12/15/22	12/15/22	TAOT 2021-D A2	89238JAB1	4,393,367.13	0.00	1,134.96	1,134.96			
			DTD 11/15/2021 0.310% 08/15/2024								
	12/15/22	12/15/22	MBART 2022-1 A3	58768PAC8	20,500,000.00	0.00	68,236.53	68,236.53			
			DTD 11/22/2022 5.210% 08/16/2027								
	12/15/22	12/15/22	TAOT 2022-D A3	89239HAD0	70,500,000.00	0.00	384,029.15	384,029.15			
			DTD 11/08/2022 5.300% 09/15/2027								
	12/15/22	12/15/22	HART 2022-B A2A	44918MAB6	10,000,000.00	0.00	30,333.33	30,333.33			
			DTD 07/20/2022 3.640% 05/15/2025								
	12/15/22	12/15/22	JDOT 2022-A A2	47787JAB4	5,291,019.36	0.00	8,377.45	8,377.45			
			DTD 03/16/2022 1.900% 11/15/2024								
	12/15/22	12/15/22	HART 2021-C A3	44935FAD6	5,500,000.00	0.00	3,391.67	3,391.67			
			DTD 11/17/2021 0.740% 05/15/2026								
	12/15/22	12/15/22	HART 2019-B A3	44891JAC2	17,965.19	0.00	29.04	29.04			
			DTD 11/06/2019 1.940% 02/15/2024								
	12/15/22	12/15/22	TAOT 2022-A A3	89239KAC5	4,250,000.00	0.00	4,356.25	4,356.25			
			DTD 01/31/2022 1.230% 06/15/2026								
	12/15/22	12/15/22	MBART 2021-1 A2	58772WAB9	6,014,749.32	0.00	1,052.58	1,052.58			
			DTD 09/22/2021 0.210% 07/15/2024								
	12/15/22	12/15/22	TAOT 2021-C A2	89239BAB7	4,067,313.77	0.00	677.89	677.89			
			DTD 09/27/2021 0.200% 05/15/2024								
	12/15/22	12/15/22	TAOT 2019-D A3	89233MAD5	532,857.23	0.00	852.57	852.57			
			DTD 11/13/2019 1.920% 01/16/2024								
	12/15/22	12/15/22	HART 2022-B A3	44918MAD2	11,000,000.00	0.00	34,100.00	34,100.00			
			DTD 07/20/2022 3.720% 11/16/2026								
	12/15/22	12/15/22	AMXCA 2022-2 A	02582JIT8	20,000,000.00	0.00	56,500.00	56,500.00			
			DTD 05/24/2022 3.390% 05/17/2027								
	12/15/22	12/15/22	HART 2021-B A3	44934KAC8	17,000,000.00	0.00	5,383.34	5,383.34			
			DTD 07/28/2021 0.380% 01/15/2026								
	12/15/22	12/15/22	TAOT 2021-B A3	89190GAC1	37,000,000.00	0.00	8,016.68	8,016.68			
			DTD 06/14/2021 0.260% 11/17/2025								
	12/15/22	12/15/22	JDOT 2022-C A2	47800BAB4	34,500,000.00	0.00	267,260.01	267,260.01			
			DTD 10/19/2022 4.980% 08/15/2025								
	12/15/22	12/15/22	TAOT 2022-A A2	89239KAB7	3,261,953.21	0.00	2,011.54	2,011.54			
			DTD 01/31/2022 0.740% 10/15/2024								



Managed Account Security Transactions & Interest

For the Month Ending December 31, 2022

SAN BERNARDINO COUNTY - 76990800

Transaction Type	Trade	Settle	Security Description	CUSIP	Par	Principal Proceeds	Accrued Interest	Total	Realized G/L Cost	Realized G/L Amort Cost	Sale Method
INTEREST											
	12/15/22	12/15/22	HART 2022-C A3	44933DAD3	48,500,000.00	0.00	261,415.00	261,415.00			
			DTD 11/09/2022 5.390% 06/15/2027								
	12/15/22	12/15/22	HART 2021-B A2	44934KAB0	4,039,056.48	0.00	807.81	807.81			
			DTD 07/28/2021 0.240% 05/15/2024								
	12/15/22	12/15/22	JDOT 2021-B A2	47789QAB6	9,070,019.92	0.00	1,889.58	1,889.58			
			DTD 07/21/2021 0.250% 06/17/2024								
	12/15/22	12/15/22	TAOT 2022-B A2A	89238FAB9	7,371,686.18	0.00	14,436.22	14,436.22			
			DTD 04/13/2022 2.350% 01/15/2025								
	12/15/22	12/15/22	TAOT 2020-A A3	89232HAC9	3,566,107.95	0.00	4,933.11	4,933.11			
			DTD 02/12/2020 1.660% 05/15/2024								
	12/15/22	12/15/22	JDOT 2022-A A3	47787JAC2	8,000,000.00	0.00	15,466.66	15,466.66			
			DTD 03/16/2022 2.320% 09/16/2026								
	12/15/22	12/15/22	HART 2022-C A2A	44933DAB7	37,500,000.00	0.00	200,625.00	200,625.00			
			DTD 11/09/2022 5.350% 11/17/2025								
	12/15/22	12/15/22	TAOT 2022-B A3	89238FAD5	12,000,000.00	0.00	29,300.00	29,300.00			
			DTD 04/13/2022 2.930% 09/15/2026								
	12/15/22	12/15/22	MBART 2019-1 A3	58769TAD7	194,310.20	0.00	314.13	314.13			
			DTD 09/25/2019 1.940% 03/15/2024								
	12/15/22	12/15/22	MBART 2022-1 A2	58768PAB0	12,250,000.00	0.00	41,166.81	41,166.81			
			DTD 11/22/2022 5.260% 10/15/2025								
	12/15/22	12/15/22	TAOT 2021-B A3	89190GAB3	3,030,092.80	0.00	353.50	353.50			
			DTD 06/14/2021 0.460% 01/16/2024								
	12/15/22	12/15/22	JDOT 2022-B A3	47800AAC4	8,600,000.00	0.00	26,803.34	26,803.34			
			DTD 07/20/2022 3.740% 02/16/2027								
	12/15/22	12/15/22	TAOT 2021-C A3	89239BAC5	12,000,000.00	0.00	4,300.00	4,300.00			
			DTD 09/27/2021 0.430% 01/15/2026								
	12/15/22	12/15/22	JOHN DEERE OWNER TRUST	47789KAC7	1,245,128.60	0.00	1,141.37	1,141.37			
			DTD 03/11/2020 1.100% 08/15/2024								
	12/15/22	12/15/22	CHAIT 2020-A1 A1	161571HP2	8,000,000.00	0.00	10,200.00	10,200.00			
			DTD 02/18/2020 1.530% 01/15/2025								
	12/15/22	12/15/22	AMXCA 2022-4 A	02582JX9	33,000,000.00	0.00	190,575.00	190,575.00			
			DTD 11/03/2022 4.950% 10/15/2027								
	12/15/22	12/15/22	HART 2021-C A2A	44935FAB0	5,952,848.76	0.00	1,785.85	1,785.85			
			DTD 11/17/2021 0.360% 10/15/2024								



Managed Account Security Transactions & Interest

For the Month Ending December 31, 2022

SAN BERNARDINO COUNTY - 76990800

Transaction Type	Trade	Settle	Security Description	CUSIP	Par	Principal Proceeds	Accrued Interest	Total	Realized G/L Cost	Realized G/L Amort Cost	Sale Method
INTEREST											
	12/15/22	12/15/22	TAOT 2022-D A2A	89239HAB4	24,000,000.00	0.00	129,993.34	129,993.34			
			DTD 11/08/2022 5.270% 01/15/2026								
	12/15/22	12/15/22	JDOT 2022-C A3	47800BAC2	28,961,000.00	0.00	229,306.77	229,306.77			
			DTD 10/19/2022 5.090% 06/15/2027								
	12/15/22	12/15/22	JDOT 2019-B A3	477870AC3	5,826.78	0.00	10.73	10.73			
			DTD 07/24/2019 2.210% 12/15/2023								
	12/15/22	12/15/22	HAROT 2021-2 A3	43811JAB3	500,412.80	0.00	70.90	70.90			
			DTD 05/26/2021 0.490% 11/15/2023								
	12/15/22	12/15/22	JDOT 2021-B A3	477890AC4	13,500,000.00	0.00	5,850.00	5,850.00			
			DTD 07/21/2021 0.520% 03/16/2026								
	12/15/22	12/15/22	HAROT 2021-2 A3	43811JAC1	29,000,000.00	0.00	7,975.00	7,975.00			
			DTD 05/26/2021 0.330% 08/15/2025								
	12/15/22	12/15/22	MBALT 2021-B A2	58769KAC8	5,266,381.43	0.00	965.50	965.50			
			DTD 06/29/2021 0.220% 01/16/2024								
	12/15/22	12/15/22	JDOT 2022-B A2	47800AAB6	10,500,000.00	0.00	32,637.50	32,637.50			
			DTD 07/20/2022 3.730% 06/16/2025								
	12/15/22	12/15/22	MBALT 2021-B A3	58769KAD6	16,500,000.00	0.00	5,499.99	5,499.99			
			DTD 06/29/2021 0.400% 11/15/2024								
	12/15/22	12/15/22	MBART 2021-1 A3	58772WAC7	21,000,000.00	0.00	8,049.99	8,049.99			
			DTD 09/22/2021 0.460% 06/15/2026								
	12/15/22	12/15/22	TAOT 2021-D A3	89238JAC9	7,000,000.00	0.00	4,141.67	4,141.67			
			DTD 11/15/2021 0.710% 04/15/2026								
	12/17/22	12/17/22	FANNIE MAE NOTES	3135G04Z3	50,000,000.00	0.00	125,000.00	125,000.00			
			DTD 06/19/2020 0.500% 06/17/2025								
	12/18/22	12/18/22	TOYOTA MOTOR CREDIT CORP CORPORATE NOTES	89236TJH9	15,000,000.00	0.00	37,500.00	37,500.00			
			DTD 06/18/2021 0.500% 06/18/2024								
	12/18/22	12/18/22	HAROT 2019-4 A3	43813VAC2	1,349,594.37	0.00	2,058.13	2,058.13			
			DTD 11/26/2019 1.830% 01/18/2024								
	12/18/22	12/18/22	FANNIE MAE NOTES (CALLABLE)	3135G06L2	44,500,000.00	0.00	194,687.50	194,687.50			
			DTD 12/18/2020 0.875% 12/18/2026								
	12/19/22	12/19/22	TOTOTA MOTOR CREDIT CORP NOTE (FLOAT)	89236TJJ5	20,000,000.00	0.00	181,841.26	181,841.26			
			DTD 06/18/2021 4.570% 06/18/2024								



Managed Account Security Transactions & Interest

For the Month Ending December 31, 2022

SAN BERNARDINO COUNTY - 76990800

Transaction Type	Trade	Settle	Security Description	CUSIP	Par	Principal Proceeds	Accrued Interest	Total	Realized G/L Cost	Realized G/L Amort Cost	Sale Method
INTEREST											
	12/19/22	12/19/22	INTL BANK OF RECON AND DEV SN (FLOATER)	45906W2B6	10,000,000.00	0.00	92,900.00	92,900.00			
			DTD 06/16/2020 4.690% 06/17/2024								
	12/20/22	12/20/22	FEDERAL HOME LOAN BANK NOTES	3130AQF40	50,000,000.00	0.00	250,000.00	250,000.00			
			DTD 12/22/2021 1.000% 12/20/2024								
	12/20/22	12/20/22	TLOT 2021-A A3	89238EAC0	4,050,703.80	0.00	1,316.48	1,316.48			
			DTD 04/21/2021 0.390% 04/22/2024								
	12/21/22	12/21/22	HAROT 2021-4 A3	43815GAC3	7,750,000.00	0.00	5,683.33	5,683.33			
			DTD 11/24/2021 0.880% 01/21/2026								
	12/21/22	12/21/22	FEDERAL HOME LOAN BANK NOTES	3130AQF65	50,000,000.00	0.00	312,500.00	312,500.00			
			DTD 12/22/2021 1.250% 12/21/2026								
	12/21/22	12/21/22	HAROT 2021-4 A2	43815GAB5	4,764,434.66	0.00	1,548.44	1,548.44			
			DTD 11/24/2021 0.390% 05/21/2024								
	12/21/22	12/21/22	HAROT 2020-1 A3	43813RAC1	2,765,192.30	0.00	3,709.97	3,709.97			
			DTD 02/26/2020 1.610% 04/22/2024								
	12/25/22	12/25/22	BMWLT 2021-2 A3	09690AAC7	7,500,000.00	0.00	2,062.50	2,062.50			
			DTD 09/15/2021 0.330% 12/26/2024								
	12/25/22	12/25/22	BMWOT 2022-A A2A	05602RAB7	10,197,164.16	0.00	21,414.04	21,414.04			
			DTD 05/18/2022 2.520% 12/26/2024								
	12/25/22	12/25/22	BMWLT 2022-1 A3	05601XAC3	8,250,000.00	0.00	7,562.50	7,562.50			
			DTD 01/19/2022 1.100% 03/25/2025								
	12/25/22	12/25/22	BMWLT 2022-1 A2	05601XAB5	3,347,583.83	0.00	1,869.07	1,869.07			
			DTD 01/19/2022 0.670% 05/28/2024								
	12/25/22	12/25/22	BMWOT 2022-A A3	05602RAD3	14,000,000.00	0.00	37,450.00	37,450.00			
			DTD 05/18/2022 3.210% 08/25/2026								
	12/25/22	12/25/22	BMWLT 2021-2 A2	09690AAB9	604,696.51	0.00	95.74	95.74			
			DTD 09/15/2021 0.190% 11/27/2023								
	12/26/22	12/26/22	FREDDIE MAC NOTES	3137FAES4	23,000,000.00	0.00	28,750.00	28,750.00			
			DTD 06/26/2020 0.250% 06/26/2023								
	12/28/22	12/28/22	FEDERAL HOME LOAN BANK NOTES	3130ASDS5	50,000,000.00	0.00	756,250.00	756,250.00			
			DTD 06/10/2022 2.750% 06/28/2024								
	12/30/22	12/30/22	MORGAN STANLEY LIQ GOV'T-INST FUND	61747C707	0.00	0.00	3,315.35	3,315.35			



Managed Account Security Transactions & Interest

For the Month Ending December 31, 2022

SAN BERNARDINO COUNTY - 76990800

Transaction Type	Trade	Settle	Security Description	CUSIP	Par	Principal Proceeds	Accrued Interest	Total	Realized G/L Cost	Realized G/L Amort Cost	Sale Method
INTEREST											
	12/30/22	12/30/22	TOYOTA MOTOR CREDIT CORP CORPORATE NOTES	89236TKC8	15,000,000.00	0.00	296,250.00	296,250.00			
			DTD 06/30/2022 3.950% 06/30/2025								
	12/30/22	12/30/22	FIDELITY GOVT MM FUND 2642	31607A703	0.00	0.00	3,308.32	3,308.32			
	12/30/22	12/30/22	CALIFORNIA ASSET MANAGEMENT PROGRAM	CAMPMF025	0.00	0.00	2,048,301.74	2,048,301.74			
	12/30/22	12/30/22	STONECASTLE FICA	FICAMF003	0.00	0.00	79,657.54	79,657.54			
	12/30/22	12/30/22	INVESTMENT TRUST OF CALIFORNIA	CALTRUST3	0.00	0.00	34,471.90	34,471.90			
	12/30/22	12/30/22	BANK OF THE WEST MONEY MARKET FUND	BKOFWEST7	0.00	0.00	2,522.47	2,522.47			
	12/30/22	12/30/22	NORTHERN TRUST INST GOVT SELECT 848	665278701	0.00	0.00	2,895.38	2,895.38			
	12/30/22	12/30/22	FEDERATED GOVT OBLIGATIONS FUND	608919718	0.00	0.00	1,210,384.36	1,210,384.36			
	12/31/22	12/31/22	US TREASURY NOTES	9128284U1	50,000,000.00	0.00	656,250.00	656,250.00			
	12/31/22	12/31/22	DTD 07/02/2018 2.625% 06/30/2023								
	12/31/22	12/31/22	US TREASURY NOTES	912828XX3	150,000,000.00	0.00	1,500,000.00	1,500,000.00			
	12/31/22	12/31/22	DTD 06/30/2017 2.000% 06/30/2024								
	12/31/22	12/31/22	US TREASURY NOTES	912828ZV5	50,000,000.00	0.00	125,000.00	125,000.00			
	12/31/22	12/31/22	DTD 06/30/2020 0.500% 06/30/2027								
	12/31/22	12/31/22	US TREASURY NOTES	912828S35	175,000,000.00	0.00	1,203,125.00	1,203,125.00			
	12/31/22	12/31/22	DTD 06/30/2016 1.375% 06/30/2023								
	12/31/22	12/31/22	US TREASURY NOTES	9128286Z8	150,000,000.00	0.00	1,312,500.00	1,312,500.00			
	12/31/22	12/31/22	DTD 06/30/2019 1.750% 06/30/2024								
	12/31/22	12/31/22	US TREASURY NOTES	912828ZW3	300,000,000.00	0.00	375,000.00	375,000.00			
	12/31/22	12/31/22	DTD 06/30/2020 0.250% 06/30/2025								
Transaction Type Sub-Total					3,220,433,552.62	0.00	18,081,189.45	18,081,189.45			

MATURITY

12/01/22	12/01/22	12/01/22	TOYOTA MOTOR CREDIT CORP COMM PAPER	89233HM19	50,000,000.00	50,000,000.00	0.00	50,000,000.00	407,333.33	0.00	
			DTD 08/29/2022 0.000% 12/01/2022								
12/01/22	12/01/22	12/01/22	CREDIT AGRICOLE CIB NY CERT DEPOS	22536A5K6	375,000,000.00	375,000,000.00	39,479.25	375,039,479.25	0.00	0.00	
			DTD 11/30/2022 3.790% 12/01/2022								



Managed Account Security Transactions & Interest

For the Month Ending December 31, 2022

SAN BERNARDINO COUNTY - 76990800

Transaction Type	Trade	Settle	Security Description	CUSIP	Par	Principal Proceeds	Accrued Interest	Total	Realized G/L Cost	Realized G/L Amort Cost	Sale Method
MATURITY											
	12/01/22	12/01/22	CANTOR FITZGERALD REPO AGRMT DTD 11/30/2022 3.790% 12/01/2022	RE1362897	50,000,000.00	50,000,000.00	5,263.89	50,005,263.89	0.00	0.00	0.00
	12/02/22	12/02/22	CANTOR FITZGERALD REPO AGRMT DTD 12/01/2022 3.780% 12/02/2022	RE1362905	100,000,000.00	100,000,000.00	10,500.00	100,010,500.00	0.00	0.00	0.00
	12/05/22	12/05/22	CANTOR FITZGERALD REPO AGRMT DTD 12/02/2022 3.780% 12/05/2022	RE1362913	100,000,000.00	100,000,000.00	31,500.00	100,031,500.00	0.00	0.00	0.00
	12/06/22	12/06/22	CANTOR FITZGERALD REPO AGRMT DTD 12/05/2022 3.780% 12/06/2022	RE1362921	100,000,000.00	100,000,000.00	10,500.00	100,010,500.00	0.00	0.00	0.00
	12/07/22	12/07/22	CANTOR FITZGERALD REPO AGRMT DTD 12/06/2022 3.780% 12/07/2022	RE1362939	100,000,000.00	100,000,000.00	10,500.00	100,010,500.00	0.00	0.00	0.00
	12/08/22	12/08/22	CANTOR FITZGERALD REPO AGRMT DTD 12/07/2022 3.750% 12/08/2022	RE1362947	100,000,000.00	100,000,000.00	10,416.67	100,010,416.67	0.00	0.00	0.00
	12/09/22	12/09/22	CANTOR FITZGERALD REPO AGRMT DTD 12/08/2022 3.750% 12/09/2022	RE1362954	100,000,000.00	100,000,000.00	10,416.67	100,010,416.67	0.00	0.00	0.00
	12/12/22	12/12/22	CANTOR FITZGERALD REPO AGRMT DTD 12/09/2022 3.750% 12/12/2022	RE1362962	100,000,000.00	100,000,000.00	31,250.00	100,031,250.00	0.00	0.00	0.00
	12/13/22	12/13/22	CANTOR FITZGERALD REPO DTD 12/12/2022 3.750% 12/13/2022	RE1362970	100,000,000.00	100,000,000.00	10,416.67	100,010,416.67	0.00	0.00	0.00
	12/14/22	12/14/22	CANTOR FITZGERALD REPO AGRMT DTD 12/13/2022 3.750% 12/14/2022	RE1362988	100,000,000.00	100,000,000.00	10,416.67	100,010,416.67	0.00	0.00	0.00
	12/15/22	12/15/22	CANTOR FITZGERALD REPO AGRMT DTD 12/14/2022 3.750% 12/15/2022	RE1362996	100,000,000.00	100,000,000.00	10,416.67	100,010,416.67	0.00	0.00	0.00
	12/16/22	12/16/22	CANTOR FITZGERALD REPO AGRMT DTD 12/15/2022 4.250% 12/16/2022	RE1363002	100,000,000.00	100,000,000.00	11,805.56	100,011,805.56	0.00	0.00	0.00
	12/16/22	12/16/22	CREDIT AGRICOLE CIB NY CERT DEPOS DTD 12/15/2022 4.290% 12/16/2022	22536A7G3	300,000,000.00	300,000,000.00	35,750.00	300,035,750.00	0.00	0.00	0.00
	12/19/22	12/19/22	CANTOR FITZGERALD REPO AGRMT DTD 12/16/2022 4.270% 12/19/2022	RE1363010	100,000,000.00	100,000,000.00	35,583.33	100,035,583.33	0.00	0.00	0.00
	12/19/22	12/19/22	CREDIT AGRICOLE CIB NY CERT DEPOS DTD 12/16/2022 4.290% 12/19/2022	22536CAD2	235,000,000.00	235,000,000.00	84,012.50	235,084,012.50	0.00	0.00	0.00
	12/20/22	12/20/22	CANTOR FITZGERALD REPO AGRMT DTD 12/19/2022 4.250% 12/20/2022	RE1363028	100,000,000.00	100,000,000.00	11,805.56	100,011,805.56	0.00	0.00	0.00
	12/20/22	12/20/22	CREDIT AGRICOLE CIB NY CERT DEPOS DTD 12/19/2022 4.290% 12/20/2022	22536CAM2	139,000,000.00	139,000,000.00	16,564.21	139,016,564.21	0.00	0.00	0.00



Managed Account Security Transactions & Interest

For the Month Ending December 31, 2022

SAN BERNARDINO COUNTY - 76990800

Transaction Type	Trade	Settle	Security Description	CUSIP	Par	Principal Proceeds	Accrued Interest	Total	Realized G/L Cost	Realized G/L Amort Cost	Sale Method	
MATURITY												
	12/21/22	12/21/22	CREDIT AGRICOLE CIB NY COMM PAPER	22533UJMM2	49,500,000.00	49,500,000.00	0.00	49,500,000.00	425,700.00	0.00		
			DTD 09/26/2022 0.000% 12/21/2022									
	12/21/22	12/21/22	FEDERAL HOME LOAN BANKS DISC NOTE	313385T97	100,000,000.00	100,000,000.00	0.00	100,000,000.00	809,861.11	0.00		
			DTD 12/21/2021 0.000% 12/21/2022									
	12/21/22	12/21/22	CANTOR FITZGERALD REPO AGRMT	RE1363036	100,000,000.00	100,000,000.00	11,805.56	100,011,805.56	0.00	0.00		
			DTD 12/20/2022 4.250% 12/21/2022									
	12/21/22	12/21/22	CREDIT AGRICOLE CIB NY CERT DEPOS	22536CAS9	175,000,000.00	175,000,000.00	20,854.17	175,020,854.17	0.00	0.00		
			DTD 12/20/2022 4.290% 12/21/2022									
	12/21/22	12/21/22	BNP PARIBAS FORTIS FUNDING SA COMM PAPER	09659KMM9	50,000,000.00	50,000,000.00	0.00	50,000,000.00	655,180.56	0.00		
			DTD 06/21/2022 0.000% 12/21/2022									
	12/21/22	12/21/22	LIBERTY STREET FDG LLC COMM PAPER	53127UJMM9	50,000,000.00	50,000,000.00	0.00	50,000,000.00	604,166.67	0.00		
			DTD 07/28/2022 0.000% 12/21/2022									
	12/22/22	12/22/22	CREDIT AGRICOLE CIB NY CERT DEPOS	22536CAU4	125,000,000.00	125,000,000.00	14,895.83	125,014,895.83	0.00	0.00		
			DTD 12/21/2022 4.290% 12/22/2022									
	12/22/22	12/22/22	CANTOR FITZGERALD REPO AGRMT	RE1363044	100,000,000.00	100,000,000.00	11,750.00	100,011,750.00	0.00	0.00		
			DTD 12/21/2022 4.230% 12/22/2022									
	12/27/22	12/27/22	CANTOR FITZGERALD REPO AGRMT	RE1363051	100,000,000.00	100,000,000.00	58,750.00	100,058,750.00	0.00	0.00		
			DTD 12/22/2022 4.230% 12/27/2022									
	12/27/22	12/27/22	CREDIT AGRICOLE CIB NY CERT DEPOS	22536CAZ3	180,000,000.00	180,000,000.00	107,249.94	180,107,249.94	0.00	0.00		
			DTD 12/22/2022 4.290% 12/27/2022									
	12/28/22	12/28/22	CREDIT AGRICOLE CIB NY CERT DEPOS	22536CBK5	300,000,000.00	300,000,000.00	35,750.00	300,035,750.00	0.00	0.00		
			DTD 12/27/2022 4.290% 12/28/2022									
	12/28/22	12/28/22	CANTOR FITZGERALD REPO AGRMT	RE1363069	100,000,000.00	100,000,000.00	11,750.00	100,011,750.00	0.00	0.00		
			DTD 12/27/2022 4.230% 12/28/2022									
	12/29/22	12/29/22	LIBERTY STREET FDG LLC COMM PAPER	53127UJMV9	50,000,000.00	50,000,000.00	0.00	50,000,000.00	466,388.89	0.00		
			DTD 09/28/2022 0.000% 12/29/2022									
	12/29/22	12/29/22	LIBERTY STREET FDG LLC COMM PAPER	53127UJMV9	50,000,000.00	50,000,000.00	0.00	50,000,000.00	466,388.89	0.00		
			DTD 09/28/2022 0.000% 12/29/2022									
	12/29/22	12/29/22	CANTOR FITZGERALD REPO AGRMT	RE1363077	100,000,000.00	100,000,000.00	11,750.00	100,011,750.00	0.00	0.00		
			DTD 12/28/2022 4.230% 12/29/2022									



Managed Account Security Transactions & Interest

For the Month Ending December 31, 2022

SAN BERNARDINO COUNTY - 76990800											
Transaction Type	Trade	Settle	Security Description	CUSIP	Par	Principal Proceeds	Accrued Interest	Total	Realized G/L Cost	Realized G/L Amort Cost	Sale Method
MATURITY											
	12/29/22	12/29/22	OLD LINE FUNDING LLC COMM PAPER	67983UMV2	50,000,000.00	50,000,000.00	0.00	50,000,000.00	460,000.00	0.00	
			DTD 09/28/2022 0.000% 12/29/2022								
	12/29/22	12/29/22	CREDIT AGRICOLE CIB NY CERT DEPOS	22536CBL3	300,000,000.00	300,000,000.00	35,750.00	300,035,750.00	0.00	0.00	
			DTD 12/28/2022 4.290% 12/29/2022								
Transaction Type Sub-Total					4,428,500,000.00	4,428,500,000.00	706,903.15	4,429,206,903.15	4,295,019.45	0.00	
PAYDOWNS											
	12/01/22	12/01/22	HAROT 2021-2 A3	43811JAC1	706,774.73	706,774.73	0.00	706,774.73	27.56	0.00	
			DTD 05/26/2021 0.330% 08/15/2025								
	12/01/22	12/01/22	TAOT 2021-D A2	89238JAB1	615,792.20	615,792.20	0.00	615,792.20	4.74	0.00	
			DTD 11/15/2021 0.310% 08/15/2024								
	12/01/22	12/01/22	TAOT 2021-B A3	89190GAB3	2,078,963.60	2,078,963.60	0.00	2,078,963.60	38.25	0.00	
			DTD 06/14/2021 0.460% 01/16/2024								
	12/01/22	12/01/22	MBART 2021-1 A2	58772WAB9	1,339,845.51	1,339,845.51	0.00	1,339,845.51	133.05	0.00	
			DTD 09/22/2021 0.210% 07/15/2024								
	12/01/22	12/01/22	BMWLT 2022-1 A2	05601XAB5	639,570.84	639,570.84	0.00	639,570.84	0.38	0.00	
			DTD 01/19/2022 0.670% 05/28/2024								
	12/01/22	12/01/22	HAROT 2021-4 A2	43815GAB5	651,676.44	651,676.44	0.00	651,676.44	17.07	0.00	
			DTD 11/24/2021 0.390% 05/21/2024								
	12/01/22	12/01/22	TAOT 2021-C A2	89239BAB7	756,440.56	756,440.56	0.00	756,440.56	57.19	0.00	
			DTD 09/27/2021 0.200% 05/15/2024								
	12/01/22	12/01/22	TAOT 2022-A A2	89239KAB7	343,407.60	343,407.60	0.00	343,407.60	9.20	0.00	
			DTD 01/31/2022 0.740% 10/15/2024								
	12/01/22	12/01/22	JDOT 2022-A A2	47787JAB4	543,824.32	543,824.32	0.00	543,824.32	29.75	0.00	
			DTD 03/16/2022 1.900% 11/15/2024								
	12/01/22	12/01/22	JDOT 2021-B A2	47789QAB6	1,261,167.70	1,261,167.70	0.00	1,261,167.70	28.50	0.00	
			DTD 07/21/2021 0.250% 06/17/2024								
	12/01/22	12/01/22	MBALT 2021-B A2	58769KAC8	2,035,095.15	2,035,095.15	0.00	2,035,095.15	170.54	0.00	
			DTD 06/29/2021 0.220% 01/16/2024								
	12/01/22	12/01/22	TLOT 2021-A A3	89238EAC0	483,717.11	483,717.11	0.00	483,717.11	56.45	0.00	
			DTD 04/21/2021 0.390% 04/22/2024								
	12/01/22	12/01/22	HAROT 2021-2 A3	43811JAC1	371,986.70	371,986.70	0.00	371,986.70	4,504.53	0.00	
			DTD 05/26/2021 0.330% 08/15/2025								



Managed Account Security Transactions & Interest

For the Month Ending December 31, 2022

SAN BERNARDINO COUNTY - 76990800

Transaction Type	Trade	Settle	Security Description	CUSIP	Par	Principal Proceeds	Accrued Interest	Total	Realized G/L Cost	Realized G/L Amort Cost	Sale Method	
PAYDOWNS												
12/01/22	12/01/22	12/01/22	HART 2021-C A2A	44935FAB0	794,532.72	794,532.72	0.00	794,532.72	46.24	0.00		
			DTD 11/17/2021 0.360% 10/15/2024									
12/01/22	12/01/22	12/01/22	HART 2021-B A2	44934KAB0	1,178,131.48	1,178,131.48	0.00	1,178,131.48	106.86	0.00		
			DTD 07/28/2021 0.240% 05/15/2024									
12/01/22	12/01/22	12/01/22	BMWLT 2021-2 A3	09690AAC7	190,381.65	190,381.65	0.00	190,381.65	19.65	0.00		
			DTD 09/15/2021 0.330% 12/26/2024									
12/01/22	12/25/22	12/25/22	FRESB 2022-SB97	30311SAA7	18,323.80	18,323.80	0.00	18,323.80	726.21	0.00		
			DTD 04/01/2022 1.780% 02/01/2027									
12/01/22	12/25/22	12/25/22	FRESB 2022-SB103 ASF	30329MAA0	4,518.69	4,518.69	0.00	4,518.69	470.45	0.00		
			DTD 10/01/2022 2.080% 06/01/2027									
12/01/22	12/25/22	12/25/22	FRESB 2022-SB104 ASF	30329QAA1	19,937.32	19,937.32	0.00	19,937.32	1,737.78	0.00		
			DTD 11/01/2022 2.600% 09/01/2027									
12/01/22	12/25/22	12/25/22	FHMS K034 A2	3137B5JM6	55,289.00	55,289.00	0.00	55,289.00	(509.70)	(509.70)		
			DTD 11/01/2013 3.531% 07/01/2023									
12/01/22	12/25/22	12/25/22	FRESB 2021-SB82 A5	30318CAA5	17,718.74	17,718.74	0.00	17,718.74	(86.89)	0.00		
			DTD 01/01/2021 0.670% 11/01/2025									
12/01/22	12/25/22	12/25/22	FRESB 2021-SB82 A5	30318CAA5	41,343.66	41,343.66	0.00	41,343.66	(202.75)	0.00		
			DTD 01/01/2021 0.670% 11/01/2025									
12/01/22	12/25/22	12/25/22	FHMS KJ32 A1	3137F72U8	8,537.13	8,537.13	0.00	8,537.13	0.03	0.00		
			DTD 11/01/2020 0.516% 06/01/2025									
12/01/22	12/25/22	12/25/22	FHMS KJ36 A1	3137H4RZ5	7,791.53	7,791.53	0.00	7,791.53	0.03	0.00		
			DTD 12/01/2021 1.298% 12/01/2026									
12/01/22	12/25/22	12/25/22	FHMS KJ34 A1	3137H1LS3	1,746,641.61	1,746,641.61	0.00	1,746,641.61	20.96	0.00		
			DTD 07/01/2021 0.681% 06/01/2026									
12/01/22	12/25/22	12/25/22	FHMS KJ39 A1	3137H73W1	44,933.98	44,933.98	0.00	44,933.98	7.41	0.00		
			DTD 04/01/2022 2.750% 04/01/2027									
12/01/22	12/25/22	12/25/22	FHLMC MULTIFAMILY STRUCTURED P	3137BSPW7	383,095.75	383,095.75	0.00	383,095.75	867.95	0.00		
			DTD 11/01/2016 2.454% 08/01/2023									
12/01/22	12/25/22	12/25/22	FHMS K045 A2	3137BH1J1	40,201.25	40,201.25	0.00	40,201.25	(3,965.16)	0.00		
			DTD 05/01/2015 3.023% 01/01/2025									
12/01/22	12/25/22	12/25/22	FRESB 2021-SB83	30318NAA1	6,010.76	6,010.76	0.00	6,010.76	(28.23)	0.00		
			DTD 02/01/2021 0.670% 01/01/2026									
12/15/22	12/15/22	12/15/22	HART 2019-B A3	44891JAC2	17,965.19	17,965.19	0.00	17,965.19	0.83	0.00		
			DTD 11/06/2019 1.940% 02/15/2024									



Managed Account Security Transactions & Interest

For the Month Ending December 31, 2022

SAN BERNARDINO COUNTY - 76990800

Transaction Type	Trade	Settle	Security Description	CUSIP	Par	Principal Proceeds	Accrued Interest	Total	Realized G/L Cost	Realized G/L Amort Cost	Sale Method
PAYDOWNS											
	12/15/22	12/15/22	JDOT 2019-B A3	477870AC3	5,826.78	5,826.78	0.00	5,826.78	1.24	0.00	
			DTD 07/24/2019 2.210% 12/15/2023								
	12/15/22	12/15/22	MBART 2019-1 A3	58769TAD7	194,310.20	194,310.20	0.00	194,310.20	26.75	0.00	
			DTD 09/25/2019 1.940% 03/15/2024								
	12/15/22	12/15/22	HAROT 2021-2 A3	43811JAB3	500,412.80	500,412.80	0.00	500,412.80	4.65	0.00	
			DTD 05/26/2021 0.490% 11/15/2023								
	12/15/22	12/15/22	TAOT 2022-B A2A	89238FAB9	584,846.96	584,846.96	0.00	584,846.96	25.50	0.00	
			DTD 04/13/2022 2.350% 01/15/2025								
	12/15/22	12/15/22	TAOT 2020-A A3	89232HAC9	632,868.45	632,868.45	0.00	632,868.45	45.69	0.00	
			DTD 02/12/2020 1.660% 05/15/2024								
	12/15/22	12/15/22	JOHN DEERE OWNER TRUST	47789KAC7	197,202.55	197,202.55	0.00	197,202.55	12.05	0.00	
			DTD 03/11/2020 1.100% 08/15/2024								
	12/15/22	12/15/22	TAOT 2019-D A3	89233MAD5	168,255.81	168,255.81	0.00	168,255.81	12.15	0.00	
			DTD 11/13/2019 1.920% 01/16/2024								
	12/18/22	12/18/22	HAROT 2019-4 A3	43813VAC2	331,540.38	331,540.38	0.00	331,540.38	59.08	0.00	
			DTD 11/26/2019 1.830% 01/18/2024								
	12/21/22	12/21/22	HAROT 2020-1 A3	43813RAC1	407,796.90	407,796.90	0.00	407,796.90	79.93	0.00	
			DTD 02/26/2020 1.610% 04/22/2024								
	12/25/22	12/25/22	BMWLT 2021-2 A2	09690AAB9	604,696.51	604,696.51	0.00	604,696.51	38.46	0.00	
			DTD 09/15/2021 0.190% 11/27/2023								
	12/25/22	12/25/22	BMWOT 2022-A A2A	05602RAB7	894,810.22	894,810.22	0.00	894,810.22	64.34	0.00	
			DTD 05/18/2022 2.520% 12/26/2024								
Transaction Type Sub-Total											
								20,926,184.28	20,926,184.28	4,658.72	(509.70)
SELL											
	12/05/22	12/05/22	FEDERATED GOVT OBLIGATIONS FUND	608919718	1,000,000.00	1,000,000.00	0.00	1,000,000.00	0.00	0.00	FIFO
			FEDERATED GOVT OBLIGATIONS FUND	608919718	69,000,000.00	69,000,000.00	0.00	69,000,000.00	0.00	0.00	FIFO
	12/07/22	12/07/22	FEDERATED GOVT OBLIGATIONS FUND	608919718	34,000,000.00	34,000,000.00	0.00	34,000,000.00	0.00	0.00	FIFO
			FEDERATED GOVT OBLIGATIONS FUND	608919718	11,000,000.00	11,000,000.00	0.00	11,000,000.00	0.00	0.00	FIFO
	12/07/22	12/07/22	CALIFORNIA ASSET MANAGEMENT PROGRAM	CAMPMF025	23,000,000.00	23,000,000.00	0.00	23,000,000.00	0.00	0.00	FIFO
			FEDERATED GOVT OBLIGATIONS FUND	608919718	41,000,000.00	41,000,000.00	0.00	41,000,000.00	0.00	0.00	FIFO
	12/07/22	12/07/22	CALIFORNIA ASSET MANAGEMENT PROGRAM	CAMPMF025	32,000,000.00	32,000,000.00	0.00	32,000,000.00	0.00	0.00	FIFO



Managed Account Security Transactions & Interest

For the Month Ending December 31, 2022

SAN BERNARDINO COUNTY - 76990800

Trade	Settle	Transaction Type	Security Description	CUSTIP	Par	Principal Proceeds	Accrued Interest	Total	Realized G/L Cost	Realized G/L Amort Cost	Sale Method
12/07/22	12/07/22	SELL	CALIFORNIA ASSET MANAGEMENT PROGRAM	CAMPMF025	34,000,000.00	34,000,000.00	0.00	34,000,000.00	0.00	0.00	FIFO
12/15/22	12/15/22		FEDERATED GOVT OBLIGATIONS FUND	608919718	1,000,000.00	1,000,000.00	0.00	1,000,000.00	0.00	0.00	FIFO
12/15/22	12/15/22		FEDERATED GOVT OBLIGATIONS FUND	608919718	334,000,000.00	334,000,000.00	0.00	334,000,000.00	0.00	0.00	FIFO
		Transaction Type Sub-Total			580,000,000.00	580,000,000.00	0.00	580,000,000.00	0.00	0.00	
		Managed Account Sub-Total				(1,113,062,503.47)	18,320,009.64	(1,094,742,493.83)	4,299,678.17	(509.70)	
		Total Security Transactions				(\$1,113,062,503.47)	\$18,320,009.64	(\$1,094,742,493.83)	\$4,299,678.17	(\$509.70)	